

TCU BASKETBALL



GAME INFORMATION

Location: Fort Worth, Texas • Schollmaier Arena

Rankings: TCU - NR/RV • Oklahoma - NR/NR

Last Time Out: TCU lost to Kansas, 86-80

Television: ESPNU

TV Talent: Mitch Holthus (Play-By-Play); Brydon Manzer (Color)

Live Video: WatchESPN

Live Audio: FrogVision

Live Stats: GoFrogs.com (Gametracker)

Radio: KTCU, FrogVision, TuneIn

Radio Talent: Brian Estridge (Play-By-Play); John Denton (Color)

Twitter Updates: @TCUBasketball

TCU SCHEDULE/RESULTS

NOVEMBER

Fri.	11	--	--	Saint Thomas	Schollmaier Arena	W, 82-64
Mon.	14	--	--	Alabama State	Schollmaier Arena	W, 98-62
Fri.	18	--	--	Jacksonville State	Schollmaier Arena	W, 79-60
Mon.	21	--	--	Illinois State	Schollmaier Arena	W, 80-71
Fri.	25	--	--	UNLV ^	Las Vegas, Nev.	W, 63-59
Sat.	26	--	--	Washington ^	Las Vegas, Nev.	W, 93-80
Wed.	30	--	--	Washington	Schollmaier Arena	W, 86-71

DECEMBER

Sat.	3	NR	RV	Arkansas State	Schollmaier Arena	W, 77-54
Wed.	7	--	--	at SMU	Dallas, Texas	L, 59-74
Sat.	10	--	--	Wofford	Schollmaier Arena	W, 72-63
Sun.	18	--	--	Texas Southern	Schollmaier Arena	W, 96-59
Wed.	21	--	--	Bradley	Schollmaier Arena	W, 74-42
Fri.	30	3	3	Kansas *	Schollmaier Arena	L, 80-86

JANUARY

Tues.	3	--	--	Oklahoma *	Schollmaier Arena	8:00 p.m.
Sat.	7	--	--	at West Virginia *	Morgantown, W.Va.	12:00 p.m.
Wed.	11	--	--	at Texas *	Austin, Texas	7:00 p.m.
Sat.	14	--	--	Iowa State *	Schollmaier Arena	4:30 p.m.
Wed.	18	--	--	at Texas Tech *	Lubbock, Texas	6:30 p.m.
Sat.	21	--	--	Baylor *	Schollmaier Arena	7:00 p.m.
Mon.	23	--	--	at Oklahoma State *	Stillwater, Okla.	6:00 p.m.
Sat.	28	--	--	Auburn #	Schollmaier Arena	5:00 p.m.

FEBRUARY

Wed.	1	--	--	at Kansas State *	Manhattan, Kan.	6:30 p.m.
Sat.	4	--	--	Texas *	Schollmaier Arena	12:00 p.m.
Tues.	7	--	--	Texas Tech *	Schollmaier Arena	8:00 p.m.
Sat.	11	--	--	at Baylor *	Waco, Texas	1:00 p.m.
Wed.	15	--	--	Oklahoma State *	Schollmaier Arena	8:00 p.m.
Sat.	18	--	--	at Iowa State *	Ames, Iowa	5:00 p.m.
Wed.	22	--	--	at Kansas *	Lawrence, Kan.	6:00 p.m.
Sat.	25	--	--	West Virginia *	Schollmaier Arena	TBA

MARCH

Wed.	1	--	--	Kansas State *	Schollmaier Arena	8:00 p.m.
Sat.	4	--	--	at Oklahoma *	Norman, Okla.	2:00 p.m.

2017 Phillips 66 Big 12 Championship

Wed.	8	--	--	First Round	Kansas City, Mo.	TBA
Thur.	9	--	--	Quarterfinals	Kansas City, Mo.	TBA
Fri.	10	--	--	Semifinals	Kansas City, Mo.	TBA
Sat.	11	--	--	Championships	Kansas City, Mo.	TBA

ALL TIMES CENTRAL

* - Big 12 conference game ^ Global Sports Classic # SEC/Big 12 Challenge

GAME NUMBER 14



TCU HORNEFROGS

Record: 11-2, 0-1 Big 12

RPI: 26

Head Coach: Jamie Dixon

School Record: 11-2

Career Record: 339-125



OKLAHOMA SOONERS

Record: 6-6, 0-1 Big 12

RPI: 163

Head Coach: Lon Kruger

School Record: 111-57

Career Record: 590-361

INSIDE THE SERIES

Overall: 19th Meeting

In Fort Worth: 1-6

In Norman: 0-7

Neutral: 1-3

Last Meeting: March 5, 2016 (L, 75-67)

Dixon vs. Opponent: 0-0

Current Streak: Oklahoma, W6

TCU vs. Big 12 All-Time: 210-364

THE GAME

The TCU men's basketball team will end a five game home stand by welcoming Oklahoma for the team's second conference game of the season. Start time is set for 8:00 p.m. CT inside Schollmaier Arena. Fans not able to attend the conference opener against the Sooners can follow it live on ESPNU with Mitch Holthus (Play-By-Play) and Brydon Manzer (Color) calling the action live. The game can also be heard on KTCU, FrogVision or via TuneIn Radio.

THE OPPONENT

Oklahoma comes into the game after dropping its conference opener to No. 4/4 Baylor last Friday at home in Norman, Okla. The Sooners enter the game with an overall record of 6-6 and having lost their last four straight games. Led by head coach Lon Kruger, Oklahoma boasts 11 underclassmen which is the most under Kruger as the four true freshmen have combined to produce seven games of double-digit scoring.

THE SERIES

TCU and Oklahoma will be meeting up for the 19th time in program history and the ninth time since becoming conference opponents. The Frogs have only won one game in the series which came on March 9, 2013 and head coach Jamie Dixon will be facing the Sooners for the first time in his coaching career.

SPREADING THE WEALTH

Sophomore Alex Robinson tied a career-high at SMU by dishing out a season-high 10 assists. His 10 assists were the most by a TCU student-athlete since former Frog Hank Thorns dished out 11 at Air Force in 2011. The 10 assists were also the fourth-most in the Big 12 Conference this season. Robinson previously had 10 assists against Youngstown State on Dec. 13, 2014, while at Texas A&M.

BRODZIANSKY = POINTS

Vladimir Brodziansky went a perfect 4-of-4 from the field in TCU's loss at SMU. The Slovakian made 13-straight buckets until going 3-for-5 against Texas Southern. A year ago, Brodziansky made 14-straight field goals between three games before misfiring. The junior opened Big 12 play on Friday by scoring a career-high 28 points to go along with a season-high nine rebounds against Kansas.

BUILDING A BENCH

TCU has out-scored its opponent off the bench in 12 of the 13 games this season and in the last seven games alone, the Frogs have out-scored its opponents, 290-145. For the season, TCU's bench has outscored its opponents' bench by a combined score of 459-217 (an average of 35.3 – 16.7 per game).

UNDEFEATED TEAMS

By taking down Arkansas State, 77-54, TCU was one of only 12 remaining undefeated teams in the NCAA up until falling at SMU. The other 11 teams were: Villanova, Baylor, Creighton, UCLA, Gonzaga, Butler, Saint Mary's, South Carolina, USC, Notre Dame and Texas A&M-CC.

RECEIVING VOTES

TCU moved into the national spotlight by receiving votes in both national polls for the first time since 2015 and remained in both polls for consecutive weeks. The last time the Horned Frogs were receiving votes in both polls came on Jan. 12, 2015.

IT'S A START

By defeating Arkansas State, head coach Jamie Dixon became the first first-year head coach in program history to start his career with an 8-0 record. The 11-2 start by TCU matches the second-best in program history (1930-31) and only the 2014-15 squad (13-0) posted a better record to open a campaign. The Horned Frogs are 9-1 at home this year, averaging 79.9 points.

GRAB THE ROCK

Junior Kenrich Williams, who recorded his fifth double-double of the season against Kansas with 11 points and 11 rebounds, posted a career-high 18 rebounds in TCU's victory over UNLV. He has now had 10 or more boards in five of the last seven games. His 18 boards were the most since fellow teammate Karviar Shepherd posted 19 a year ago against Delaware State. His 18 rebounds are the most in a single-game in the Big 12 Conference this season and is tied for the 16th highest in the NCAA.

TCU NOTES

- TCU and Oklahoma will meet for the 19th time on Tuesday night.
- Oklahoma is one of four Big 12 teams head coach Jamie Dixon will be facing for the first time in his career.
- TCU currently ranks No. 40 in turnovers forced in the NCAA and No. 34 in turnover margin.
- Brandon Parrish played in his 110th game last Friday and is a 2017 Allstate NABC Good Works Team® nominee.
- Parrish needs to play in only nine more games to move into the top-10 all-time in games played in school history.
- Karviar Shepherd is now No. 6 all-time in career starts at TCU with 95. He played in his 100th game against Arkansas State
- Shepherd has tallied 589 career rebounds and needs only 111 to become only the 10th player all-time to capture 700 boards.
- Alex Robinson has recorded 13 games of five or more assists in his career. He had 10 against SMU.
- Robinson, who was named to the all-tournament team in Vegas, has led TCU in assists eight times this season.
- Robinson scored a career-high 24 points against Washington in Las Vegas and had a career-high 10 assists versus SMU.
- Kenrich Williams grabbed a career-high 18 boards against UNLV. He has now had 10 or more boards in 4 of the last 6 games.
- Williams' 18 boards are the most in the Big 12 Conference this season and tied for the 16th most in the NCAA.
- Williams posted his fifth double-double of the season versus Wofford with 11 points and 11 rebounds.
- Williams ranks No. 15 in the NCAA and No. 1 in the Big 12 in offensive rebounds with a 3.91 average on the season.
- Vladimir Brodziansky got his first start of the season against Wofford and finished with 10 points and eight rebounds.
- Brodziansky recorded a career-high 28 points against Kansas marking his second 20+ scoring outing this season
- The junior is now one of four players averaging double-digits in scoring with 11.8 this season

ATHLETICS COMMUNICATIONS

Mark Cohen

Associate Athletics Director of Athletics Communications

Office Phone: 817-257-5394 • Cell Phone: 817-343-2017

Email: m.cohen@tcu.edu • Fax: 817-257-7694

Press Row: 817-257-7337 • Website: www.gofrogs.com

Twitter: @TCUBasketball

FORT WORTH, Texas - TCU's best shooters came off the bench in the Horned Frogs' last game before opening Big 12 Conference play.

Desmond Bane had 18 points and Brandon Parrish had nine points on three 3-pointers, all in a 63-second span in the first half after a sluggish start for both teams, and TCU never trailed in a 74-42 victory over Bradley on Wednesday night to stay undefeated at home.

Kenrich Williams had 10 points and eight rebounds for the Frogs (11-1), who are 9-0 at home this season.

Bane also had three 3-pointers, and combined with Parrish to shoot 9-of-18 overall on a night when the Frogs overall shot just 38 percent (25 of 65) from the field.

UNIVERSITY QUICK FACTS

School: _____ TCU
Location _____ Fort Worth, Texas
Elevation _____ 612 feet
Founded _____ 1873
Enrollment _____ 10,323
Colors _____ Purple and White
Nickname _____ Horned Frogs, Frogs
Home Facility _____ Ed and Rae Schollmaier Arena (6,700)
Conference _____ Big 12 Conference
Affiliation _____ NCAA Division I
Chancellor _____ Dr. Victor J. Boschini, Jr.
Director of Intercollegiate Athletics _____ Chris Del Conte
Faculty Rep. _____ Rhonda Hatcher
Ticket Office Phone _____ (817) 257-FROG (3764)

HISTORY

First Season _____ 1908-09
Record All-Time _____ 1,171-1,368 (.461)
NCAA Tournament Appearances / Last _____ 7 / 1998
Record in NCAA Championship _____ 5-7 (.417)
NIT Appearances / Last _____ 6 / 2005
Record in NIT _____ 9-6 (.600)
CBI Appearances / Last _____ 1 / 2012
Record in CBI _____ 1-1 (.500)

COACHING STAFF

Head Coach _____ Jamie Dixon
Alma Mater _____ TCU, '87
Record at TCU _____ 11-2 (.846) / First Season
Career Record _____ 339-125 (.731) / 14th season
Assistant Coaches _____
_____ David Patrick, Louisiana-Lafayette, 00' / First Season
_____ Ryan Miller, Northern State, 00' / First Season
_____ Corey Barker, Prairie View A&M, 03' / First Season
Operations Coordinator _____ Thomas Montigel, TCU, '14 / First Season
Special Assistant _____ Tom Herrion, Merrimack, 89' / First Season
Administrative Assistant _____ Joan Owens
Office Phone Number _____ (817) 257-7968

2015-16 SEASON RECAP

Record (H / A / N) _____ 12-21 (9-9 / 1-10 / 2-2)
Conference Record / Finish _____ 2-16 / 10th Big 12
Postseason _____ None
Final AP/USA Today Ranking _____ NR/NR

2016-17 TEAM INFO

Lettermen Returning/Lost _____ 9/3
Starters Returning/Lost _____ 4/1
Newcomers _____ 6
Sr. / Jr. / So. / Fr. _____ 4 / 5 / 2 / 5

THE GAME UP CLOSE

TCU PROJECTED STARTERS

No.	Name	Pos.	Ht.	Yr.	Stats
0	Jaylen Fisher	G	6-2	Fr.	10.0 ppg; 4.7 apg
25	Alex Robinson	G	6-1	So.	10.7 ppg; 5.4 apg
34	Kenrich Williams	G	6-7	Jr.	10.5 ppg; 10.1 rpg
15	JD Miller	F	6-8	So.	8.4 ppg; 4.0 rpg
10	Vladimir Brodziansky	F	6-11	So.	11.8 ppg; 5.4 rpg

OPPONENT PROJECTED STARTERS

No.	Name	Pos.	Ht.	Yr.	Stats
13	Jordan Shepherd	G	6-2	Fr.	5.0 ppg; 1.5 apg
3	Christian James	G	6-4	So.	12.5 ppg; 4.6 rpg
1	Rashard Odomes	G	6-6	So.	10.1 ppg; 1.9 apg
11	Kristian Doolittle	F	6-7	Fr.	7.5 ppg; 5.3 rpg
12	Khadeem Lattin	F	6-9	Jr.	9.1 ppg; 5.9 rpg

STATISTICAL COMPARISON

	TCU	Opp.
Scoring Average	79.9	80.1
Opp. Scoring Average	65.0	73.0
Scoring Margin	+14.9	+7.1
FG Percentage	.469	.451
3FG Percentage	.361	.401
FT Percentage	.680	.708
Rebounding Average	38.3	39.5
Assists Per Game	17.7	13.4
Blocks Per Game	4.8	5.1
Steals Per Game	8.7	8.5

INSIDE THE STARTING LINEUP

0 - JAYLEN FISHER

FR. // 6-2 // GUARD // ARLINGTON, TENN.

PPG	RPG	APG	MPG
10.0	1.7	4.7	26.5

NOTES

- ▶ Fisher was ranked as the No. 34 overall player in the country by ESPN
- ▶ Fisher is the highest ranked recruit by ESPN to ever play for TCU
- ▶ He was considered the eighth-best point guard nationally by ESPN
- ▶ He was a consensus four-star recruit by ESPN
- ▶ Only two other Big 12 programs had a player ranked higher than Fisher

34 - KENRICH WILLIAMS

JR. // 6-7 // GUARD // WACO, TEXAS

PPG	RPG	APG	MPG
10.5	10.1	2.1	29.1

NOTES

- ▶ Williams posted his seventh double-double of his career against Kansas
- ▶ Williams had a career-high 18 rebounds against UNLV
- ▶ TCU is 8-2 when Williams grabs double-digit rebounds during his career
- ▶ Williams sat out a total of 618 days before playing against Jacksonville St.
- ▶ Williams sat out the entire 2015-16 campaign with a knee injury

25 - ALEX ROBINSON

SO. // 6-1 // GUARD // FORT WORTH, TEXAS

PPG	RPG	APG	MPG
10.7	2.1	5.4	28.8

NOTES

- ▶ Robinson named to the all-tournament team in Vegas
- ▶ Robinson came to TCU from Texas A&M
- ▶ Robinson's mother competed for TCU women's basketball from 1982-84
- ▶ Robinson has recorded 13 games of five or more assists in his career
- ▶ Robinson has started five games this season

15 - JD MILLER

SO. // 6-8 // FORWARD // DALLAS, TEXAS

PPG	RPG	APG	MPG
8.4	4.0	1.1	17.9

NOTES

- ▶ Miller made only his 14th career start against Kansas
- ▶ Miller has eight double-figure outings in his career
- ▶ Miller closed the year ranking No. 14 in the Big 12 in offensive rebounds
- ▶ Miller has one double-double for his career, which came at Iowa State
- ▶ Miller led TCU in rebounding against St. Thomas with seven boards

10 - VLADIMIR BRODZIANSKY

SO. // 6-11 // FORWARD // PRIEVIDZA, SLOVAKIA

PPG	RPG	APG	MPG
11.8	5.4	0.2	19.7

NOTES

- ▶ Scored a career-high 28 points in the Big 12 opener against Kansas
- ▶ Brodziansky has started four straight games
- ▶ Brodziansky ranks No. 30 in the NCAA in blocks per game (2.31)
- ▶ Brodziansky came to TCU from Pratt CC
- ▶ Brodziansky ranks first on the team with an average of 11.8 ppg

RESERVES

No.	Name	Pos.	Ht.	Cl.	PPG	RPG	APG	Hometown
1	Desmond Bane	G	6-5	Fr.	9.2	2.9	1.0	Richmond, Ind.
2	Michael Williams	G	6-2	Sr.	2.7	0.7	0.4	San Antonio, Texas
3	Malique Trent	G	6-2	Jr.	3.8	1.2	1.0	Portsmouth, Va.
4	Gabe Adzich	G	6-4	Fr.	0.0	0.0	0.0	Cupertino, Calif.
5	Josh Parrish	G	6-5	Fr.	1.3	0.8	0.3	Arlington, Texas
11	Brandon Parrish	G	6-6	Sr.	6.8	3.7	0.7	Arlington, Texas
12	Kouat Noi	F	6-7	Fr.	0.0	0.0	0.0	Newcastle, Australia
20	Dalton Dry	G	6-3	Jr.	0.5	0.3	0.3	Fort Worth, Texas
32	Karviar Shepherd	F	6-11	Sr.	6.1	3.8	0.9	Dallas, Texas
33	Chris Washburn	F	6-8	Sr.	3.5	2.5	0.5	Grand Prairie, Texas
45	Austin Sottile	F	6-6	Jr.	0.7	0.2	0.3	Saint Louis, Mo.

GAME WEEK SCHEDULE

1	SUNDAY	2	MONDAY	3	TUESDAY	4	WEDNESDAY	5	THURSDAY	5	FRIDAY	7	SATURDAY
	PRACTICE		PRACTICE		GAMEDAY OKLAHOMA		PRACTICE		PRACTICE		PRACTICE/ TRAVEL DAY		GAMEDAY AT WEST VIRGINIA

PLAYER BROADCAST NOTES

0 JAYLEN FISHER 6-2, FRESHMAN, GUARD, ARLINGTON, TENN., BOLTON HS

- Fisher totaled seven assists in the season-opener, which were the most in game No. 1 since 2013 by Kyan Anderson.
- Fisher tallied 15 points against Washington. 14 out of his 15 came in the second half.
- Fisher dons the Purple and White after being ranked as the No. 34 overall player in the country by ESPN.
- Fisher is the highest ranked recruit by ESPN to ever play for the Horned Frogs.
- The Tennessee native was considered the eighth-best point guard nationally by ESPN.
- He was a consensus four-star recruit and rated as the second-best player in the state of Tennessee by ESPN.
- Only two other Big 12 programs in Kansas and Texas had a player ranked higher in the final 2016 ESPN 100 rankings.
- Fisher, who played AAU ball for Team Thad, hails from Arlington, Tenn., and attended Bolton High School.
- He ranked No. 55 overall among the best players nationally according to Rivals.
- Fisher competed at the prestigious Under Armour All-America Camp.
- Chose TCU over offers from Arkansas, LSU, Indiana, Baylor and UNLV.

1 DESMOND BANE 6-5, FRESHMAN, GUARD, RICHMOND, IND., SETON CATHOLIC HS

- With 18 points against Bradley, Bane has now scored in double-figures in six games this season.
- Bane was named the tournament MVP at the Global Sports Classic over Thanksgiving.
- Bane scored over 1,900 points during his prep career for Seton Catholic in Indiana.
- Bane averaged 30.0 points, 11.5 rebounds, 6.1 assists and 3.2 blocks per game in his senior season.
- Bane received interest from programs such as Northwestern, Purdue, Rutgers, Texas Tech and Xavier.
- Bane is the all-time leading scorer in Wayne County boys basketball history.
- Bane was a Supreme-15 selection by the IBCA and was also named a Mr. Basketball candidate in Indiana.

2 MICHAEL WILLIAMS 6-2, SENIOR, GUARD, SAN ANTONIO, TEXAS, REAGAN HS

- Williams, an Academic All-Big 12 selection in 2015-16, made only his 17th career start at Texas Tech a year ago.
- He ranked No. 33 in NCAA in assists-to-turnover ratio heading into a road game at Kansas in 2016.
- TCU is 8-9 all-time when Williams starts during his career.
- Williams was named a nominee for the 2016 Allstate NABC Good Works Team.
- Williams comes from a military background as both his mother and father served for the US Army.

3 MALIQUE TRENT 6-2, JUNIOR, GUARD, PORTSMOUTH, VA., NEW MEXICO JC

- Trent closed the 2016 season, ranking No. 19 in the NCAA in steals, averaging 2.10 per game.
- Trent ranked No. 1 in the Big 12 in 2015-16 in steals overall and during league play with 2.5 per game.
- Trent tallied a career-high 25 points on 6-of-13 from the floor versus No. 19 Baylor a year ago.
- Trent scored in double-figures in 19 games last season, while leading TCU in assists in 17 outings.
- Trent scored in double-figures in six out of the last eight games of the year in 2016.
- Trent recorded the fourth-best mark in school history in steals per game a year ago.
- Was also a standout baseball player during his prep career, playing all over the diamond.

4 GABE ADZICH 6-4, FRESHMAN, GUARD, CUPERTINO, CALIF., SAINT FRANCIS HS

- Adzich was rated a two-star recruit out of Saint Francis High School in California.
- The walk-on guard, who led St. Francis to a top-20 national ranking, averaged almost 16 points a contest his senior year.
- Adzich was invited to the To Pango's All-American Camp and scored a season-high 35 points in 2016.

5 JOSH PARRISH 6-5, FRESHMAN, GUARD, ARLINGTON, TEXAS, SEGUIN HS

- Parrish was ranked in the prestigious Rivals 150 nationally at No. 149 in 2016.
- Parrish was a four star recruit according to MaxPreps and ranked as the 15th best player in the state of Texas.
- Was the Fort Worth Star-Telegram Super Team Player of the Year after averaging 20.7 points and 8.5 rebounds.
- He was named to the Texas Association of Basketball Coaches Class 5A All-Region II team.
- Parrish is the younger brother of senior Brandon Parrish.
- Was the 13th ranked player in the state of Texas, starred at Seguin High School in Arlington.

10 VLADIMIR BRODZIANSKY 6-11, JUNIOR, FORWARD, PRIEVIDZA, SLOVAKIA, PRATT CC

- Brodziansky scored a career-high 28 points to go along with a season-high nine rebounds against Kansas
- Brodziansky recorded five blocks in the outing against Arkansas State. Ranks No. 30 in NCAA in blocked shots.
- Recorded his first start against Wofford and totaled 10 points and eight rebounds
- He posted only his second career double-double against Texas Tech in an opening round win with 13 points, 10 boards.
- Brodziansky closed the year third on the team in scoring, averaging 9.7 points per game in 2015-16.
- Wrapped-up league play, ranking No. 7 overall in the Big 12 Conference in blocked shots a year ago.

11 BRANDON PARRISH 6-6, SENIOR, GUARD, ARLINGTON, TEXAS, SEGUIN HS

- Parrish was the lone Frog to start all 33 games during the 2015-16 season.
- In TCU's last four wins of the 2015-16 season, Parrish shot 55.6 percent from the field.
- Parrish played in his 100th career game vs. Jacksonville State.
- Parrish scored in double-figures in 13 games throughout the course of the 2015-16 season.
- Parrish is a 2017 Allstate NABC Good Works Team® nominee.
- He hit two or more three-pointers six times in conference action in 2015-16.
- Parrish dropped 20 versus No. 6 Oklahoma last March and against Jacksonville State earlier this year.
- Traveled to South Africa this summer to work on a Rhino Conservation Camp.

12 KOUAT NOI 6-7, FRESHMAN, FORWARD, NEWCASTLE, AUSTRALIA, MONTVERDE ACADEMY (FLA.)

- Noi was a consensus three-star recruit and the No. 19 ranked player in the state of Florida.
- The 6-foot-7 forward, who originally hails from Australia, was ranked No. 7 overall in the 2016 Australian Class.
- He competed this past season at Montverde Academy Prep in Montverde, Fla.
- Noi averaged 19 points at Montverde Academy.
- Led New South Wales Country to a silver medal at the 2014 U18 Australian Junior Championship.
- Noi, who was named a reserve for the Australian U19 team in 2015.
- Noi will redshirt the 2016-17 season

15 JD MILLER 6-8, SOPHOMORE, FORWARD, DALLAS, TEXAS, SEAGOVILLE HS

- Miller made only his 14th career start against Kansas
- Miller posted back-to-back double-digit scoring outings to begin the year.
- Miller played in all 33 games during the 2015-16 season.
- Miller made three starts a year ago against Iowa State, Texas Tech and Baylor.
- Closed out the season, scoring 12 points on 4-of-8 shooting from the field against West Virginia at Big 12 Tournament.
- He tallied a career-high 19 points in his first career start at No. 13 Iowa State last February.
- Totaled his first career double-double (19 points, 11 boards) against Cyclones as well.
- Miller led TCU in rebounding six times during the season, while scoring in double-figures five times.
- Closed the year ranking No. 14 in the Big 12 Conference in offensive rebounds, averaging 1.9 boards a game.

20 DALTON DRY 6-3, JUNIOR, GUARD, FORT WORTH, TEXAS, FW COUNTRY DAY HS

- Dry saw action off the bench in 16 games during the 2015-16 season.
- Dry saw action in five league games against Oklahoma, Kansas, West Virginia and K-State a year ago.
- Father, Mike, played football for TCU (1979-81), while his cousin, Matt Panfil, also saw action from 2005-08.
- Grandfather F.A. Dry is a former TCU head football coach (1977-82).
- Uncle Dennis Lindsey is the general manager for the Utah Jazz.
- Sister Alyssa is a sophomore on the Baylor Bears women's basketball team.
- Dry's cousin's with Baylor Bears sophomore Jake Lindsey.

25 ALEX ROBINSON 6-1, SOPHOMORE, GUARD, FORT WORTH, TEXAS, TEXAS A&M

- Robinson scored a career-high 24 points against Washington and was named to the all-tournament team in Vegas.
- Robinson has recorded 12 games of five or more assists in his career, including seven times this season.
- Robinson, who made his first start as a Horned Frog against UNLV, tallied a career-high 10 assists at SMU.
- Robinson ranks No. 45 in the NCAA in total steals with 27 on the year. He ranks No. 46 in assists per game.
- Robinson came to TCU from Texas A&M where he saw action in 32 games during his only year in College Station.
- He reached double-figures in points in eight contests, while shooting 41.9 percent from the floor for the Aggies.
- Robinson tallied a career-high 21 points against Louisiana Tech in the final game of the 2015 campaign.
- Prior to Texas A&M, Robinson was rated a four-star prospect by ESPN, Rivals.com and Scout.com
- Robinson played two prep seasons at Timberview High School in Arlington.
- He earned All-State accolades along with all-district and team MVP honors.
- Robinson scored in double-figures in three-straight games to close the 2015 season at Texas A&M.
- Robinson posted five or more assists in five games at Texas A&M, including a career-high 10 vs. Youngstown St.
- His mother, Darla, competed for the TCU women's basketball team from 1982 through 1984.
- She wore No. 25 as well while at TCU.

32 KARVIAR SHEPHERD 6-11, SENIOR, FORWARD, DALLAS, TEXAS, PRIME PREP ACADEMY

- Shepherd has made 94 starts, while playing in 104 games in his career.
- Shepherd currently sits No. 6 all-time in career starts and No. 5 in blocked shots in program history.
- Shepherd tallied 15 points, 5 rebounds and 3 assists against Washington in Las Vegas.
- Shepherd played in 29 games during the course of the 2015-16 season, while making 23 starts.
- Battled back injuries all season to score in double-figures in seven games a year ago.
- Shepherd recorded three double-figure rebounding games in 2016.
- Had a 19-board performance vs. DSU, which ranked No. 2 in the Big 12 Conference for the 2015-16 season.
- He was No. 14 overall in the Big 12 Conference a year ago in blocked shots per game at 0.7 for the year.
- In 2014-15, he finished 14th overall in the league in rebounding, averaging 5.7 boards a contest.
- Shepard was the highest-rated prospect to ever sign with TCU up until the signing of Jaylen Fisher.

33 CHRIS WASHBURN 6-8, SENIOR, FORWARD, GRAND PRAIRIE, TEXAS, UTEP

- Washburn played in a total of 22 games in 2015-16 and made 17 starts.
- Wrapped-up the season ranking No. 8 in the Big 12 Conference in blocked shots during league play at 0.9 per contest.
- He scored the game-winner and recorded the game-winning block with 3 seconds left in 58-57 win over Texas.
- He scored in double-figures five times a year ago, while leading TCU in assists and rebounds in five games.
- Washburn has tallied a career-high of 17 points against K-State in 2015.
- Washburn has tallied 15 double-digit scoring games during his career.
- In 2014-15, he finished the season ranked No. 7 in the Big 12 Conference in blocks, while ranking No. 8 in steals.
- Washburn appeared in all 32 games for UTEP in 2012-13 with four starts.

34 KENRICH WILLIAMS 6-7, JUNIOR, GUARD, WACO, TEXAS, NEW MEXICO JC

- Made his return against Jacksonville State after being out a total of 618 days.
- Williams posted his seventh double-double in his career against Kansas with 11 points and 11 rebounds.
- His 18 rebounds against UNLV are the most in the Big 12 Conference this season and 16th-best in the NCAA.
- TCU is 8-2 when Williams grabs double-digit rebounds in a single-game during his career.
- Williams ranks No. 15 in NCAA in offensive rebounds per game and No. 28 in rebounds per game.
- Williams ranks No. 1 in the Big 12 Conference in both offensive and defensive rebounds per game.
- Williams missed the entire 2015-16 campaign and game No. 1 due to injury.
- He tallied a double-double in three games in 2014-15, including a 10 point, 16 board outing versus Texas Tech in Feb.
- He wrapped-up league play ranking No. 7 overall in rebounding after averaging 6.8 rebounds a contest
- He was No. 3 in offensive rebounds in the Big 12 with 2.78 offensive boards a game in 2014-15.
- On the season, Williams was even better, finishing No. 5 overall in rebounds (6.7) and No. 3 in offensive rebounds (2.82).

45 AUSTIN SOTTLE 6-6, JUNIOR, FORWARD, SAINT LOUIS, MO., SAINT LOUIS UNIVERSITY HS

- Sottle is in his first year in the program after coming to TCU as a regular student.
- The walk-on was a letter-winner at Saint Louis University High School in Missouri.
- He earned all-conference accolades as both a junior and senior in basketball.
- At Saint Louis, Sottle scored over 1,000 points and was coached by head coach Erwin Claggett.
- The 6-foot-6 forward averaged 17 points per game as a senior and was a team captain.

BANE NAMED BIG 12 NEWCOMER OF THE WEEK

TCU freshman Desmond Bane was named Phillips 66 Big 12 Men's Basketball Newcomer of the Week by the league office earlier this year. Bane finished with a team-best 18 points to go along with seven rebounds in TCU's win over Bradley. He added three assists and one steal with no turnovers in 23 minutes and he made 6-of-12 shots from the field, including 3-of-6 from 3-point range.

BUILDING A BENCH

TCU has out-scored its opponent off the bench in 12 of the 13 games this season and in the last seven games alone, the Frogs have out-scored its opponents, 290-145. For the season, TCU's bench has outscored its opponents' bench by a combined score of 459-217 (an average of 35.3 – 16.7 per game).

Opponent	TCU Bench	Opp. Bench
St. Thomas	31	21
Alabama State	30	18
Jacksonville State	31	12
Illinois State	43	19
UNLV	34	2
Washington	48	18
Washington	41	24
Arkansas State	35	15
SMU	35	7
Wofford	22	16
Texas Southern	42	23
Bradley	48	20
Kansas	19	22

ROBINSON SHINING EARLY AND OFTEN

Sophomore Alex Robinson had a career-night in the Global Sports Classic championship game against Washington with a season and career-high 24 points on a career-high 7-of-13 shooting from the field, including a career-high 4-of-6 from deep. The sophomore, who was named to the all-tournament team, came back to torch the Huskies for 16 points and seven assists at home.

FORCING TURNOVERS

TCU forced Washington into 25 turnovers, marking the second time this season that the Frogs have forced an opponent into 20 or more turnovers in a game. On the season, TCU is 9-0 when tallying fewer turnovers than its opponent. To put it into perspective, the Purple and White, who only had nine turnovers against the Huskies, currently sit No. 34 in turnover margin in the NCAA, while ranking No. 40 in turnovers forced nationally.

REBOUNDING MACHINE

TCU got out-rebounded by SMU earlier this season, marking only the second game all season in which the Horned Frogs have been out-rebounded by their opponent. In the last two years, TCU is 19-3 overall when out-rebounding its opponent. When broken down even further, head coach Jamie Dixon is now 275-50 overall as a head coach when his team out-boards the opposition. He was 17-4 last season at Pitt.

WILLIAMS RETURNS TO FORM

In his first start of the season, Kenrich Williams made the most of his time on the court, posting his third double-double of his career with 13 points and 10 boards against Illinois State. Williams, who a game earlier played in an actual game for the first time in 618 days, also posted three assists and two assists in the win. He came back to tally a career-high 18 rebounds versus UNLV.

When the junior records double-figures in rebounds during his career, TCU is 8-2. When he has posted a double-double in a game, the Frogs are also 6-1 this season. Williams has grabbed at least six rebounds in all but one outing in 2016-17, including 10 or more seven times. The seven double-figure rebounding games are the most by any Big 12 player this season.

POINT A MINUTE

Junior Vladimir Brodziansky, who totaled 14 and 12 points against UNLV and Washington in Vegas, respectively, scored a career-high 24 points on 7-of-8 shooting from the field, including 10-of-13 from the charity stripe against Illinois State. Even more impressive though is that the junior did it in only 24 minutes of action. Brodziansky had a stretch during the second half in which he scored 11-straight.

PARRISH RETURNING TO FORM

Senior Brandon Parrish had quite the game against Jacksonville State, scoring 20 or more points for only a third time in his four-year career with a 20-point night. In his 100th career game, Parrish, who made his first start of the season, connected on four-of-six from deep. With four three's, Parrish has now connected on four or more triples in a game four times in his career.

CHUCKING IT FROM ALL OVER

TCU recorded a season-high 11 three-pointers against Jacksonville State. With 11 triples, the Purple and White hit 10 or more three's in two-straight outings prior to UNLV. Consider this, TCU didn't connect on at least 10 or more three's in a single-game a year ago until late February when they knocked down 11 at Iowa State. The Frogs didn't even post their second game of 10 or more treys until the second week of March against Texas Tech at the Phillips 66 Big 12 Championship.

CLOSING A HALF STRONG

In TCU's 98-62 victory over Alabama State, the Frogs closed the first half on an 18-2 run. In TCU's first two games of the year, the Purple and White combined to outscore the opposition, 28-10, in the final 5 minutes of the opening frame. During that stretch, TCU forced its opponent into a combined nine turnovers between the two games.

FISHER HONORED BY BIG 12 CONFERENCE

TCU freshman Jaylen Fisher was named Phillips 66 Big 12 Men's Basketball Newcomer of the Week by the league office earlier this year. Fisher, who shared weekly accolades with Baylor's Manu Leconte, tallied 13 points and seven assists in his first career start against St. Thomas. He also had a game-high four steals, while connecting on 6-of-14 (4.29) shots from the field.

DOUBLE-FIGURE OUTPUTS

In TCU's first two games, the Frogs had five or more players score in double-figures in each contest. Freshmen Desmond Bane and Jaylen Fisher opened their careers with back-to-back outings of 10 or more points. Bane lit up the scoreboard for a game-high 19 points on 6-of-10 from the field against Alabama State.

DISHING THE ROCK

TCU recorded a total of 29 assists versus Alabama State. The 29 assists were the most since the Purple and White dished out 28 against Maryland-Eastern Shore on Dec. 21, 2004. Since 2004, the Frogs have only had 25 or more assists in a single-game a total of six times. TCU's 29 assists are also tied for the second-most in the Big 12 Conference this season as West Virginia and Iowa State tallied 29 and 31, respectively.

NEWCOMERS STARTING OFF

In TCU's season-opener against St. Thomas, the Horned Frogs newcomer trio of Jaylen Fisher (13), Desmond Bane (12) and Alex Robinson (16) combined to score 41 of TCU's 82 points, which is 50 percent of the Horned Frogs' scoring output. TCU started two freshmen in Fisher and Bane, which is the first time since 2013 that two or more freshmen have started a season-opener. It was also the highest output by a class of newcomers since TCU had five newcomers score 66 of TCU's 93 season-opening points against Northwestern State in 2001.

A NICE START

In his first career game, freshman Jaylen Fisher dished out a team-high seven assists. His seven assists were the most in a season-opener since all-time great Kyan Anderson recorded eight against SMU in 2013 at the American Airlines Center. The Tennessee native's seven assists were also the most by a newcomer in their first game as a Horned Frog since Hank Thorns posted 10 against Jackson State in 2010.

RANKED TEAMS STAGGERING

TCU will play a total of six teams either ranked or receiving votes in the preseason Associate Press poll, including four ranked in the top-25 in Kansas (3), West Virginia (20), Texas (21) and Iowa State (24). Other teams receiving votes include Oklahoma and Washington. That number only increases in the USA Today Coaches poll as the Frogs will face off against eight teams either ranked or receiving votes in Kansas, West Virginia, Texas, Iowa State, Oklahoma, Washington, Kansas State and SMU. Jamie Dixon is 45-60 all-time against ranked opponents.

DIXON ERA BEGINS

Jamie Dixon, a 2007 TCU Hall of Fame Inductee, became the 22nd head coach in the history of the Horned Frogs men's basketball program last March. He returns to his alma mater after serving 13 seasons as head coach at the University of Pittsburgh.

Dixon enjoyed a successful four-year career at TCU where he played for Jim Killingsworth and led the Horned Frogs to two Southwest Conference titles as a junior and senior. He earned All-SWC honors in 1987 and was an All-SWC Academic performer. Additionally, he led the SWC in assists as a senior, earned the Henry Iba Award as MVP of the All-College Tournament and was voted TCU's Senior Male Scholar-Athlete Award recipient.

TCU REFERENCE

JUST TCU, THANK YOU!

Though the TCU Department of Intercollegiate Athletics is a proud and integral part of Texas Christian University, it desires to be recognized simply as TCU (acronym only) Athletics.

In all sports-related media references, we respectfully urge that the university's teams be identified with an appropriate appellation – TCU.

In subsequent references of the same presentation the team may be referred to by nickname - Horned Frogs. A shorter version of the nickname, Frogs, is acceptable in later usage.

TOP 25**USA TODAY POLL THIS WEEK**

No.	School (1st place votes)	Record	Points
1	Villanova (27)	12-0	771
2	UCLA (2)	13-0	736
3	Kansas (1)	11-1	695
4	Baylor	12-0	656
5	Duke (1)	12-1	641
6	Gonzaga	12-0	600
7	Louisville	11-1	560
8	Kentucky	10-2	537
9	Creighton	12-0	531
10	North Carolina	11-2	522
11	Virginia	10-1	454
12	West Virginia	11-1	438
13	Butler	11-1	397
14	Wisconsin	11-2	347
15	Purdue	11-2	331
16	Indiana	10-2	285
17	Xavier	10-2	277
18	Arizona	11-2	232
19	Saint Mary's	10-1	214
20	Florida State	12-1	161
21	Oregon	11-2	148
22	USC	13-0	136
23	Cincinnati	10-2	93
24	Notre Dame	10-2	92
25	South Carolina	9-2	57

Others receiving votes: Florida 37, Maryland 33, Arkansas 27, Oklahoma State 17, Miami 13, TCU 7, California 7, Minnesota 7, Virginia Tech 4, Seton Hall 4, Nevada 3, Colorado 2, UNC Wilmington 1, New Mexico State 1, Middle Tennessee 1

AP POLL THIS WEEK

No.	School (1st place votes)	Record	Points
1	Villanova (56)	12-0	1,614
2	UCLA (3)	13-0	1,518
3	Kansas	11-1	1,461
4	Baylor (6)	12-0	1,458
5	Duke	12-1	1,375
6	Louisville	11-1	1,260
7	Gonzaga	12-0	1,222
8	Kentucky	10-2	1,171
9	North Carolina	11-2	1,113
10	Creighton	12-0	1,049
11	West Virginia	11-1	933
12	Virginia	10-1	892
13	Butler	11-1	837
14	Wisconsin	11-2	772
15	Purdue	11-2	745
16	Indiana	10-2	709
17	Xavier	10-2	548
18	Arizona	11-2	512
19	Saint Mary's	10-1	407
20	Florida State	12-1	326
21	Oregon	11-2	321
22	USC	13-0	248
23	Cincinnati	10-2	207
24	Notre Dame	10-2	204
25	Florida	9-3	76

Others receiving votes: Maryland 40, Virginia Tech 37, Seton Hall 18, Clemson 12, Minnesota 8, Miami 8, Oklahoma State 7, Northwestern 5, South Carolina 4, UNC Wilmington 3, Arkansas 3, Iowa State 2

MEDIA INFORMATION

INTERVIEW REQUESTS

Interviews with TCU basketball student-athletes and coaches must be scheduled directly through the TCU Athletics Communications Office by contacting Steven Schoon. Requests should be made at least 24 hours in advance. While telephone interviews with local media members are permissible, in-person interviews with student-athletes and coaches are recommended and encouraged.

All practices are generally closed unless otherwise specified. TV crews and photographers are only permitted to shoot practice after receiving permission from the Media Relations Office.

MEDIA WILL CALL

All media passes available for pickup on game day will be left at media will call, located in the main tunnel of Ed and Rae Schollmaier Arena.

MEDIA CREDENTIAL REQUESTS

All credential requests for home TCU basketball games will only be accepted through an online system (SportsSystems.com/TCU). Please visit the site for complete instructions on submitting the application form. All credential requests for an outlet must be made at one time, and only those applications submitted by an outlet's sports editor or sports director will be considered. Requests should be received no later than noon, two days prior to the game. For more information, contact administrative assistant Deanna Damon at (817) 257-7969.

GAME DAY SERVICES

The TCU Athletics Communications Office will provide rosters of both teams, game notes, statistics and media guides to accredited media members for each home contest inside the media room on the lower level of Ed and Rae Schollmaier Arena. Complete statistics and game books will be available following each game. Media wishing to file stories after the game may do so in the press conference/media room, while food and drinks will be available for working media members prior to each home game in the same location.

RADIO BROADCASTS

Four (4) courtesy telephone lines, as well as two (2) ISDN SPIDS, are available courtside on press row for the visiting team's official radio station. The visitor's radio location is at the end of press row. The TCU/IMG Sports Network is located on the opposite end of press row. TCU Director of Broadcasting Brian Estridge serves as the local contact when placing phone line orders. He can be contacted at (817) 257-5462 or via email at b.estrIDGE@tcu.edu. Also, for ease of operation, all outgoing calls should be placed with either a calling card or by collect. If problems are encountered TCU's Bruce Hudson is on call during all TCU home games.

PHOTOGRAPHERS

As prescribed in NCAA and Big 12 Conference guidelines, working photographers will be limited to the court baseline areas for game-time shooting. No photographers will be allowed to shoot courtside from in front of either the officials or press row tables. Additionally, tripods will not be allowed at courtside or along the end lines. Strobe light installations must first gain approval by TCU Associate Athletics Director Ross Bailey. He can be reached at (817) 257-5658 or via email (r.bailey@tcu.edu). No upper-level shooting platforms are available inside Schollmaier Arena. Space does not allow for freelancers. Photographers who wish to cover TCU home games must apply for credentials.

TCU ON THE RADIO

TCU men's basketball games are broadcast live on the radio in the DFW Metroplex on 570 KLIF-AM, as well as 88.7 KTCU FM and the TuneIn App (all games). Brian Estridge will serve as the primary play-by-play announcer, while he will be joined by John Denton. Broadcasts will also be available online on GoFrogs.com for FrogVision subscribers.

POSTGAME INTERVIEWS

TCU head coach Jamie Dixon and requested student-athletes will be available for interviews in the media area, located on the lower level of Ed and Rae Schollmaier Arena, following a brief cooling off period. If requested, opposing coaches and student-athletes can be available to the media in the media area prior to TCU's arrival.

To request specific players to attend the postgame press conference, contact Steven Schoon during the second half of the game. The TCU locker room is closed to the media both at home and on the road.

BIG 12 COACHES' TELECONFERENCE

The Big 12 men's basketball coaches will participate in a weekly media-only teleconference during the 2016-17 season. The schedule will commence with one in December, followed by weekly teleconferences beginning in January. The teleconference begins at 9:52 a.m. CT. The call can also be heard live and on replay online at Big12Sports.com. Listed below is the tentative weekly schedule. Please contact either the TCU or Big 12 media relations staffs for the call-in and replay phone numbers.

9:52 a.m. — Shaka Smart, Texas

10:00 a.m. — Bill Self, Kansas

10:08 a.m. — Jamie Dixon, TCU

10:16 a.m. — Brad Underwood, Oklahoma State

10:24 a.m. — Scott Drew, Baylor

10:32 a.m. — Bob Huggins, West Virginia

10:40 a.m. — Chris Beard, Texas Tech

10:48 a.m. — Steve Prohm, Iowa State

10:56 a.m. — Bruce Weber, Kansas State

11:04 a.m. — Lon Kruger, Oklahoma

LEAVING THE LONE STAR STATE

TCU now won't leave the Lone Star state until a Saturday, Jan. 7 conference tilt at West Virginia in Morgantown.

EXCITEMENT IS UPON US

Going into the 2016-17 campaign, TCU sold a school record 4,400 season tickets. In comparison, the Frogs sold a total of 3,704 season tickets a year ago. TCU had 6,075 spectators at its season-opener, which marked the fifth-largest attendance figure in Ed and Rae Schollmaier Arena history.

DIXON AMONG THE BEST

Jamie Dixon is one of only eight coaches nationally to guide their programs to 11 NCAA Tournament appearances in the last 13 seasons. Only two coaches in NCAA history have taken their schools to the NCAA Tournament more times in their 13 seasons as a head coach. Dixon ranks No. 9 among winningest active Division I coaches, as well as winning coaches all-time through 13 seasons.

Dixon's .658 career Big East win percentage ranks as the best all-time mark in league play, surpassing the likes of Georgetown's John Thompson, UConn's Jim Calhoun, Syracuse's Jim Boeheim, Louisville's Rick Pitino and St. John's Lou Carnesecca.

WHAT A STAFF

Jamie Dixon's coaching staff has combined to have over 20 former student-athletes selected in the NBA Draft. Assistant head coach David Patrick coached and recruited 2016 No. 1 overall pick Ben Simmons to LSU. Dixon's staff consists of Patrick, Ryan Miller, Corey Barker and special assistant Tom Herrion.

WHAT RETURNS

Heading into this season, Brandon Parrish, Karviar Shepherd and Chris Washburn combined for 214 starts as Horned Frogs. Only five out of the remaining 13 student-athletes in Vladimir Brodziansky, JD Miller, Malique Trent, Kenrich Williams and Michael Williams, have started at least one game at TCU prior to the season opener. In all, the Frogs returned four out of their five starters from a year ago and six out of their top-7 scorers.

REMEMBER ME

After sitting out last season with an injury, junior Kenrich Williams returns for the 2016-17 season. The forward wrapped up league play in 2014-15 ranking No. 7 overall in rebounding after averaging 6.8 rebounds a contest and No. 3 in offensive rebounds with 2.78 offensive boards a game. He tallied a double-double in three games in 2014-15 and had eight double-digit outings against league foes.

FISHER READY FOR BIG THINGS

Freshman Jaylen Fisher will don the Purple and White this season after being ranked as the No. 34 overall player in the country by ESPN. The Tennessee native, who was considered the eighth-best point guard nationally by ESPN, was a consensus four-star recruit and rated as the second-best player in the state of Tennessee by 247Sports and ESPN.

GOING FISHING

Newcomer Jaylen Fisher is the highest ranked recruit by ESPN to ever play for the Horned Frogs. Only two other Big 12 Conference programs in Kansas and Texas have a player ranked higher in the final 2016 ESPN 100 rankings.

ONE GAME AT A TIME

Heading into this season, TCU had only three players who saw action in all 33 games last season in Vladimir Brodziansky, JD Miller and Brandon Parrish. When broken down even further, Parrish is the only Frog to have started all 33 games in 2015-16.

PARRISH PUSHING AHEAD

In the Horned Frogs' last four wins over Oklahoma State, Tennessee, Texas and Texas Tech in 2015-16, Brandon Parrish shot 55.6 percent from the field (20-of-36), including 53 percent from 3 (8-of-15). He averaged 14.8 points per game in the four wins and 3.8 rebounds.

In the 12 overall games won last season, Parrish shot 54 percent from the floor and from downtown. In games lost, the senior dropped to 36 percent from the field and only 34 percent from deep.

TOUGH AT HOME IN LEAGUE PLAY

Dating back to 2014-15, TCU has won five out of its last 13 Big 12 Conference home games, having defeated Texas, Texas Tech, K-State and Oklahoma State twice. The only losses during that stretch came to No. 17 Iowa State in the regular-season home finale in 2015, versus No. 19 Baylor, No. 17 West Virginia, No. 7 Kansas, No. 19 Iowa State, K-State and Texas Tech. In the five victories, the Horned Frogs held all five under 60 points.

NO SOUP FOR YOU

The Frogs have posted 10 or more blocks in a game seven times in the last two years.

NON-CONFERENCE SUCCESS

Last season, TCU went 10-5 overall in non-conference play, including 7-2 at home. In 2014-15, the Frogs went undefeated in non-conference action for the first time in school history, posting a 13-0 record. TCU posted a 9-3 mark in non-conference play in 2013-14, matching its non-conference win total from a year earlier.

NON-CONFERENCE HISTORY LESSON

TCU closed out the 2014 non-conference portion of its schedule with a perfect 13-0 record. In the Big 12 Conference, the Frogs tied 2001-02 Oklahoma State for the 10th best start in league history.

RANKED TEAMS BEWARE

TCU has experienced recent success against ranked opponents, especially in games played at home. TCU has won four meetings against ranked teams dating back to 2011-12, including a 70-55 decision over No. 21 Oklahoma State in 2014-15. The squad also had one loss in overtime to No. 21 San Diego State in the 2012 regular-season finale.

TAKING DOWN RANKED SQUADS

TCU has defeated a pair of top-20 foes in the same season only once during program history. That mark came during the 2011-12 season when the Frogs captured wins over No. 11 UNLV and No. 18 New Mexico.

RANKINGS WATCH

In 2014-15, TCU moved into the top-25 poll at No. 25 for the first time since 1998-99. The Purple and White were receiving votes in both polls in 2014-15, beginning week 4 [Dec. 1] through week 10 (Jan. 12). As of Feb. 2, 2015, TCU was still receiving votes in the USA Today Coaches Poll, which marked the first time in over 15 years at that time that the Horned Frogs had been receiving votes that late into the season.

TAKING IT TO THE WIRE

The Frogs have posted an all-time record of 46-64 (.418) in overtime games and 35-30 (.538) in overtime games at home since 1961. TCU is a combined 5-0 in games that extend beyond two overtimes in its history. Jamie Dixon is 17-8 all-time in overtime games and 5-2 in double overtime contests.

EXTRA SESSIONS

TCU played two overtime games in 2014-15, going into extra sessions at No. 17 West Virginia and versus No. 21 Baylor. The Frogs didn't go to overtime a year ago. Prior to 2014-15, the Purple and White hadn't played an overtime game since a 98-92 setback to San Diego State on March 3, 2012. TCU's last four overtime games have been against teams ranked in the top 25.

HOME SWEET HOME

TCU is 743-458 all-time in home games. The Horned Frogs went 9-9 in home games a year ago inside Ed and Rae Schollmaier Arena. On campus, the Frogs went 454-278 (.620) in Daniel-Meyer Coliseum and 145-99 (.594) inside the TCU Field House from 1925-1953.

BOMBING FROM DEEP

TCU had connected on at least one 3-pointer in 80 straight games prior to not making one at Oklahoma State in 2015. The squad has now dropped at least one trey in 791 of its last 793 contests dating back to a Feb. 11, 1990 game vs. Texas. TCU has now had 48 straight games with a 3-pointer.

WELCOME ONE AND ALL

TCU has a total of five student-athletes on its 2016-17 roster who have transferred from other colleges. The five transfers include: Vladimir Brodziansky (Pratt CC), Alex

Robinson (Texas A&M), Malique Trent (New Mexico JC), Chris Washburn (UTEP) and Kenrich Williams (New Mexico JC).

THE NBA

In total, TCU has had 18 student-athletes go on to NBA careers after leaving Fort Worth, with the most notable being Kurt Thomas.

TCU head coach Jamie Dixon and his coaching staff have sent over 30 players into the NBA, including the likes of 2016 No. 1 NBA Draft Pick Ben Simmons, NBA Champion Matthew Dellavedova, former NBA All-Rookie honoree Steven Adams and several others. In all, Dixon has had six players drafted in either the first or second round, while assistant head coach David Patrick has eight former players in the league. Ryan Miller currently has seven former players suiting up for NBA teams this season.

FROGS VS. THE BIG 12

TCU owns a long history with several current members of the Big 12, having previously played in the Southwest Conference along side Baylor, Texas and Texas Tech. Entering 2012-13, the squad had faced each school in the league's current format at least four times with the exception of West Virginia, which it had never played.

TCU's series histories against Baylor (179 games), Texas (170 games) and Texas Tech (128 games) rank No. 3, No. 4 and No. 7, respectively, among the lengthiest in the history of the program.

ALL-TIME TCU RECORDS VS. BIG 12 OPPONENTS

Team	Record
Baylor	81-98
Iowa State	5-9
Kansas	1-13
Kansas State	4-10
Oklahoma	2-18
Oklahoma State	4-23
Texas	63-107
Texas Tech	50-78
West Virginia	0-9

DIXON VS. HALL OF FAME & NATIONAL CHAMPS

TCU head coach Jamie Dixon has quite the record versus coaches either in the Hall of Fame or that have won a recent NCAA National Championship.

DIXON VS. THE BEST

Team	Record
Roy Williams (North Carolina)	2-3
Mike Krzyzewski (Duke)	2-2
Jim Boeheim (Syracuse)	15-6
Jay Wright (Villanova)	10-5
Rick Pitino (Louisville)	5-11
Gary Williams (Maryland)	1-0
John Calipari (Kentucky)	1-0

DIXON'S ACTING CAREER

As a youngster growing up in North Hollywood, Dixon had an acting career. He still is a card-carrying member of the Screen Actors Guild. In his early 20s, Dixon was in a Bud Light commercial that featured a woman dunking on him. The commercial was one of the more popular basketball ads of the year and aired on virtually every basketball event.

At age 12, Dixon fired a space gun in a commercial for Mattel. At age 10, he was the star of a TV commercial for Rice Krispies, pretending to celebrate a birthday while eating cereal. At age 5, he did a TV commercial for Volvo, sitting in the back seat and smiling while his father played the driver. He was also in a Kentucky Fried Chicken commercial. Father Jim Dixon was an actor and screenwriter who starred in a variety of movies and productions.

TCU SIGNING CLASS

A TOP-25 CLASS

The TCU men's basketball program announced the details of arguably top recruiting class in school history in November.

The three-man class put together by first-year head coach Jamie Dixon's Horned Frog staff has been ranked as high as No. 23 nationally and No. 3 in the Big 12 Conference by 247Sports.

Inking with TCU in November were Lat Mayen, R.J. Nembhard and Kevin Samuel. All three earned national top-100 rankings, while each one of the trio were considered four-star signees by at least one outlet.

LAT MAYEN

Mayen comes to TCU from Australia where he is considered the No. 1 player in the 2017 Australian class. A member of the Under-19 Australian team, Mayen, a four-star recruit and the No. 2 ranked player in Australia by AUSA Hoops, represented Australia at the prestigious 2016 Albert Schweitzer Tournament in Germany. The 6-foot-8 forward, who is a Basketball Australia's Centre of Excellence Scholarship holder, is considered a three-star rated prospect by Rivals and currently competes for the Australian Institute of Sport.

Originally from Sudan, Mayen represented South Australia in the 2016 Australian Under 20 National Championships where he averaged 11.5 points and 7.1 rebounds per game. He also averaged 24.8 points and 10.3 rebounds per game at the 2015 Australian School Championships, while shooting over 51 percent from the floor. Mayen chose the Horned Frogs over offers from Maryland, Utah, Marquette and Virginia Tech.

R.J. NEMBHARD

Nembhard will don the Purple and White next season after starring at Keller High School in Keller, Texas. The consensus four-star recruit is considered the No. 71 ranked recruit in the nation by Rivals. Nembhard, who is considered the No. 120 ranked prospect in the nation by 247Sports, also ranks No. 25 among shooting guards and the 11th-best prospect in the state of Texas by 247. A 6-foot-4 guard, Nembhard is listed as the No. 30 overall rated point guard by ESPN, while also ranking as the 16th-best recruit in the Midlands region and 10th overall prospect in the state of Texas by ESPN. Scout lists him as the 26th-best guard nationally and the No. 4 ranked shooting guard in the Midlands region.

As a junior, Nembhard averaged 20.6 points and 5.3 rebounds per game and was the District 5-6A MVP and a third-team All-Area selection at Keller. He held offers from Baylor, California, Creighton, Kansas State, Nebraska, North Carolina State, Oklahoma, Oklahoma State, SMU, Texas A&M, Texas and several others.

KEVIN SAMUEL

Samuel comes to TCU after being a consensus four-star recruit and was ranked as high as the No. 72 overall rated prospect nationally in 2016 by Scout. The 6-foot-10 forward out of Houston is also ranked No. 102 nationally among prospect by Rivals and No. 105 overall by 247Sports, respectively. ESPN ranks Samuels as the 41st-best power forward in the nation, while also ranking him as the 20th-best player in the region and No. 13 overall in the state of Texas. Samuels, who sits as the 11th-best center in the nation by 247, has also been ranked as the No. 21 overall ranked center nationally by Scout and No. 1 overall center in the Midlands Region and Texas by the outlet. Samuel, who is homeschooled and plays for Redemption Christian HomeSchool Academy, chose TCU over offers from Baylor, Kansas State, Oklahoma, Oklahoma State, Texas, Texas A&M, UCLA and several others.

JAMIE DIXON INFORMATION

JAMIE DIXON YEAR-BY-YEAR

Year	School	Overall	Conference	Standing	Finish
2003-04	Pittsburgh	31-5 (.861)	13-3 (.813)	1st	NCAA Sweet 16
2004-05	Pittsburgh	20-9 (.689)	10-6 (.625)	5th	NCAA First Round
2005-06	Pittsburgh	25-8 (.758)	10-6 (.625)	T-4th	NCAA Second Round
2006-07	Pittsburgh	29-8 (.783)	12-4 (.750)	T-2nd	NCAA Sweet 16
2007-08	Pittsburgh	27-10 (.730)	10-8 (.556)	7th	NCAA Second Round
2008-09	Pittsburgh	31-5 (.861)	15-3 (.833)	T-2nd	NCAA Elite Eight
2009-10	Pittsburgh	25-9 (.735)	13-5 (.722)	T-2nd	NCAA Second Round
2010-11	Pittsburgh	28-6 (.824)	15-3 (.833)	1st	NCAA Third Round
2011-12	Pittsburgh	22-17 (.564)	5-13 (.278)	T-13th	CBI Champions
2012-13	Pittsburgh	24-9 (.727)	12-6 (.667)	4th	NCAA Second Round
2013-14	Pittsburgh	26-10 (.722)	11-7 (.611)	5th	NCAA Third Round
2014-15	Pittsburgh	19-15 (.559)	8-10 (.444)	T-9th	NIT First Round
2015-16	Pittsburgh	21-12 (.636)	9-9 (.500)	T-9th	NCAA First Round
2016-17	TCU	11-2 (.846)	0-1 (.000)	--	--
Total	Career	339-125 (.731)	143-82 (.636)	---	---

JAMIE DIXON BY THE NUMBERS

COACHING HONORS

National Coach of the Year	4
Region Coach of the Year	1
Conference Coach of the Year	1

TEAM ACCOMPLISHMENTS

Overall record	339-125
Winning percentage	.731
30-win seasons	2
25-win seasons	8
20-win seasons	12
20-win/10-league win seasons	10
10-win league seasons	10
vs. Top-25 Record	45-60

NATIONAL ACHIEVEMENTS

NCAA Tournament app.	11
NCAA Tournament wins	12
NCAA Tournament games	23
Elite Eight appearances	1
Sweet Sixteen appearances	3
Earned No. 1 seed	2
Earned a high seed (1-5)	7
Total postseason appearances	13

FAST FACTS ABOUT JAMIE DIXON

His sister is the late Maggie Dixon, who served as the head women's basketball coach at the United States Military Academy (2005-06) and as an assistant coach at DePaul. In 2006, Jamie and Maggie became the first brother-sister duo in NCAA Division I history to guide their teams to the NCAA Tournament in the same season.

A week later after the Final Four, Maggie tragically died of a heart arrhythmia. A vibrant, passionate and successful coach, Maggie was only 28 years old.

In Maggie's honor, the Maggie Dixon Classic is held each year at Madison Square Garden. It has become the nation's premier women's college basketball event and held in conjunction with the Maggie Dixon Heart Health Fair.

Dixon and his family have created the Maggie Dixon Foundation, a nonprofit organization with two goals: to educate youth on heart health awareness and the promotion of women's college basketball.

Dixon saved two people from a car that flipped several times after veering off and hitting a guard-rail on I-279 North while at Pittsburgh. Dixon's initial thought was that "no one would survive this event." He was the first person on the scene and cracked the windshield while pulling a female passenger from the wreckage. When asked about the incident, Dixon simply responded, "I did what anyone else in Pittsburgh would have done given the situation. I just happened to be there."

Dixon's grandparents, who emigrated from Ireland, met in Pittsburgh in the 1920s. They fell in love in Pittsburgh and lived in the city for five years before moving to New York. As a young boy, Dixon's grandparents would tell him stories about the Pittsburgh Pirates. Dixon instantly became a Pirates and Roberto Clemente fan as he hung a poster of the All-Star on his wall. He had several opportunities during his time at Pitt to throw out the first pitch at Pirates games.

DID YOU KNOW - DIXON'S PLAYING CAREER LEADS TO COACHING HS GIRLS TEAM

Dixon is still known in New Zealand as one of the best professional players to compete there. He scored 61 points for a New Zealand traveling all-star team against Sam Houston State. Dixon played professionally for the Hawke's Bay Hawks and began his coaching career at Te Aute College in 1989.

The first team Dixon ever coached was a 10-year-old girls team in New Zealand - "I started coaching a 10-year-old girls' team, a couple of high school teams in the Hawke's Bay and that's where I decided I wanted to get into coaching."

JAMIE DIXON CAREER HIGHLIGHTS

- Earned four college basketball National Coach of the Year honors: 2011 Sporting News, 2010 Jim Phelan Award, 2010 USA Basketball and 2009 Naismith.

- Guided Pitt to 11 NCAA Tournament appearances in the last 13 seasons, one of only eight college basketball programs nationally to achieve that honor.

- Set the NCAA Division I record for most wins after eight seasons as a head coach in 2011 with 216 victories. He also ranks fourth all-time in wins after 10 seasons (262) and 12 seasons (307) as a head coach, third following nine seasons (238), tied the record for most wins after seven years in 2010 (188) and set the six-year mark in 2009 (163).

- Guided Pitt to three Big East Championships including two outright Big East regular-season titles (2003-04 and 2010-11) and one tournament championship (2008). The recent 2011 outright regular-season title came in a league that placed an all-time record 11 teams in the NCAA Tournament.

- Led Pitt to its first two NCAA Tournament No. 1 seeds (2009 and 2011).

- Became the only coach in NCAA Division I basketball to guide his team to the NCAA Tournament and win at least one game in each tournament over a six-year span (2006-11).

- Guided Pitt to its first NCAA Regional Final (64-team tournament) and Elite Eight appearance, a school-best 31-5 record, the school's first No. 1 national ranking and the program's first-ever No. 1 seed upon entering the NCAA Tournament in 2008-09.

- Led the USA Basketball Under-19 Team to the 2009 FIBA World Championship Gold Medal and 9-0 record after inheriting an overhauled roster and assuming head coaching duties a month before competition began.

- Concluded the 2012-13 season and final in the league as the winningest coach in Big East history with a current .658 winning percentage in league games (127-66), surpassing several legendary coaches including John Thompson, Jim Calhoun, Jim Boeheim, Rick Pitino and Lou Carnesecca.

- Became the only coach in school history to lead Pitt to two 30-win seasons, two No. 1 seeds upon entering the NCAA Tournament, nine consecutive 20-win seasons, eight straight 10-plus win Big East regular seasons and eight straight NCAA Tournaments (2004-11).

- Directed Pitt to three NCAA Sweet Sixteen appearances (2004, 2007 and 2009).

- Named Madison Square Garden's College Basketball "Coach of the Decade" (2000-10).

- Guided Pitt to its second Big East Championship title in 2008. The Panthers became the second squad in league history to capture the crown after winning four games.

- Led Pitt to the Big East Championship final four times.

- One of only nine coaches in NCAA Division I history to win over 100 games during the first four seasons of a coaching career.

- Reached both 100 wins and 200 wins at Pitt faster than any other head coach in school history. Dixon needed only 126 games to reach the 100-win milestone. Only 14 coaches in the history of college basketball reached 100 career victories faster than Dixon. His 200 victories were accomplished in only 255 total contests. He is one of only 13 coaches in NCAA Division I history to reach 200 victories in 255 games or less.

- Amassed a spectacular 13-year 143-83 conference regular-season record (115-57 Big East; 27-26 ACC) at Pitt.

- Tallied a 206-35 home record in his first 13 seasons as head coach.

- Became the first rookie head coach in Big East history to both guide his team to the league's regular-season title and earn Big East Coach of the Year honors in 2003-04. Dixon earned those accolades after leading the Panthers to the Big East regular-season title and a school-record 31 wins, which ranks as the third-highest total in NCAA Division I history for a first-year head coach.

- Guided Pitt to three top-10 percent rankings in the NCAA's Academic Performance Ratings over the last four seasons (2013-14, 2011-12 and 2010-11).

NUMERICAL ROSTER (16)

No.	Name	Ht.	Wt.	Pos.	Yr.-Exp.	Hometown (High School) / Previous School
0	Jaylen Fisher	6-2	195	G	FR-HS	Arlington, Tenn. (Bolton HS)
1	Desmond Bane	6-5	215	G	FR-HS	Richmond, Ind. (Seton Catholic HS)
2	Michael Williams	6-2	190	G	SR-3L	San Antonio, Texas (Reagan HS)
3	Malique Trent	6-2	190	G	JR-1L	Portsmouth, Va. (Norcom HS) / New Mexico JC
4	Gabe Adzich	6-4	195	G	FR-HS	Cupertino, Calif. (Saint Francis HS)
5	Josh Parrish	6-5	220	G	FR-HS	Arlington, Texas (Seguin HS)
10	Vladimir Brodziansky	6-11	220	F	JR-1L	Prievidza, Slovakia (Canarias Basketball Academy) / Pratt CC
11	Brandon Parrish	6-6	210	G	SR-3L	Arlington, Texas (Seguin HS)
12	Kouat Noi	6-7	205	F	FR-HS	Newcastle, Australia (Montverde Academy)
15	JD Miller	6-8	235	F	SO-1L	Dallas, Texas (Seagoville HS)
20	Dalton Dry	6-3	190	G	JR-2L	Fort Worth, Texas (FW Country Day HS)
25	Alex Robinson	6-1	180	G	SO-TR	Fort Worth, Texas (Timberview HS) / Texas A&M
32	Karviar Shepherd	6-11	230	F	SR-3L	Dallas, Texas (Prime Prep Academy)
33	Chris Washburn	6-8	240	F	SR-2L	Grand Prairie, Texas (South Grand Prairie High) / UTEP
34	Kenrich Williams	6-7	210	G	JR-1L	Waco, Texas (Waco University) / New Mexico JC
45	Austin Sottile	6-6	225	F	JR-SQ	Saint Louis, Mo. (Saint Louis University HS)

ALPHABETICAL ROSTER (16)

No.	Name	Ht.	Wt.	Pos.	Yr.-Exp.	Hometown (High School) / Previous School
4	Gabe Adzich	6-4	195	G	FR-HS	Cupertino, Calif. (Saint Francis HS)
1	Desmond Bane	6-5	215	G	FR-HS	Richmond, Ind. (Seton Catholic HS)
10	Vladimir Brodziansky	6-11	220	F	JR-1L	Prievidza, Slovakia (Canarias Basketball Academy) / Pratt CC
20	Dalton Dry	6-3	190	G	JR-2L	Fort Worth, Texas (FW Country Day HS)
0	Jaylen Fisher	6-2	195	G	FR-HS	Arlington, Tenn. (Bolton HS)
15	JD Miller	6-8	235	F	SO-1L	Dallas, Texas (Seagoville HS)
12	Kouat Noi	6-7	205	F	FR-HS	Newcastle, Australia (Montverde Academy)
11	Brandon Parrish	6-6	210	G	SR-3L	Arlington, Texas (Seguin HS)
5	Josh Parrish	6-5	220	G	FR-HS	Arlington, Texas (Seguin HS)
25	Alex Robinson	6-1	180	G	SO-TR	Fort Worth, Texas (Timberview HS) / Texas A&M
32	Karviar Shepherd	6-11	230	F	SR-3L	Dallas, Texas (Prime Prep Academy)
45	Austin Sottile	6-6	225	F	JR-SQ	Saint Louis, Mo. (Saint Louis University HS)
3	Malique Trent	6-2	190	G	JR-1L	Portsmouth, Va. (Norcom HS) / New Mexico JC
33	Chris Washburn	6-8	240	F	SR-2L	Grand Prairie, Texas (South Grand Prairie High) / UTEP
34	Kenrich Williams	6-7	210	G	JR-1L	Waco, Texas (Waco University) / New Mexico JC
2	Michael Williams	6-2	190	G	SR-3L	San Antonio, Texas (Reagan HS)

COACHES & STAFF

Staff Position	Name	Graduated From	Year at TCU
Head Coach:	Jamie Dixon	TCU, '87	First season at TCU
Assistant Coach:	David Patrick	Louisiana Laf., '00	First season at TCU
Assistant Coach:	Ryan Miller	Northern State, '00	First season at TCU
Assistant Coach:	Corey Barker	Prairie View A&M, '03	First season at TCU
Director of Operations:	Thomas Montigel	TCU, '14	First season at TCU
Special Assistant:	Rob Wright	Merrimack, '89	First season at TCU
Sports Medicine:	JoHan Wang	UC Davis, '98	Second season at TCU
Strength & Conditioning:	Stephen Gephardt	Arizona State, '04	10th season at TCU

PRONUNCIATION GUIDE

Players	Pronunciation
Gabe Adzich	Gabe AD-zich
Vladimir Brodziansky	VLAD-A-mir BROAD-Zee-ON-ski
Jaylen Fisher	JAY-len
Kouat Noi	KWAT NOY
Austin Sottile	Austin SUH-till-EE
Karviar Shepherd	KUH-var Shepherd
Kenrich Williams	KEN-rich Williams

FROGS BY MAJOR

ACCOUNTING

Austin Sottile

BUSINESS

Gabe Adzich
Desmond Bane
Jaylen Fisher
Kouat Noi
Josh Parrish

COMBINED SCIENCE

Brandon Parrish

CRIMINAL JUSTICE

Chris Washburn
Karviar Shepherd

SUPPLY & VALUE CHAIN MANAGEMENT

Michael Williams

ENTREPRENEURIAL MANAGEMENT

Dalton Dry

GENERAL STUDIES

Malique Trent

HEALTH AND FITNESS

Alex Robinson

PRE-MAJOR

JD Miller

PSYCHOLOGY

Vladimir Brodziansky

SOCIOLOGY

Kenrich Williams

BIG 12 CONFERENCE STANDINGS

BIG 12 CONFERENCE STANDINGS AS OF DEC. 7

Team	Big 12	Pct.	All	Pct.
BAYLOR	1 - 0	1.000	13 - 0	1.000
KANSAS	1 - 0	1.000	12 - 1	.923
KANSAS STATE	1 - 0	1.000	12 - 1	.923
WEST VIRGINIA	1 - 0	1.000	12 - 1	.923
IOWA STATE	1 - 0	1.000	9 - 3	.750
TCU	0 - 1	.000	11 - 2	.846
TEXAS TECH	0 - 1	.000	11 - 2	.846
OKLAHOMA STATE	0 - 1	.000	10 - 3	.769
OKLAHOMA	0 - 1	.000	6 - 6	.500
TEXAS	0 - 1	.000	6 - 7	.462

2016-17 BIG 12 CONFERENCE PRESEASON POLL

Team (First-place Votes)	Points
1. Kansas (9)	81
2. West Virginia	65
3. Texas	59
4. Iowa State (1)	56
5. Baylor	53
6. Oklahoma	40
7. Oklahoma State	32
Texas Tech	32
9. Kansas State	20
10. TCU	12

TCU'S RECORD WHEN...

NOVEMBER	7-0
DECEMBER	4-2
JANUARY	0-0
FEBRUARY	0-0
MARCH	0-0
SUNDAYS	1-0
MONDAYS	2-0
TUESDAYS	0-0
WEDNESDAYS	2-1
THURSDAYS	0-0
FRIDAYS	3-1
SATURDAYS	3-0
OVERTIME	0-0
DOUBLE OVERTIME	0-0
LEADING AT THE HALF	10-0
TRAILING AT THE HALF	1-2
TIED AT THE HALF	0-0
OUT-SHOOTING THE OPPOSITION	10-1
OUT-SHOT BY THE OPPOSITION	1-1
SHOOTING THE SAME	0-0
SHOOTING 50% OR HIGHER	4-0
SHOOTING 45-49.9%	4-0
SHOOTING 40-44.9%	1-2
SHOOTING 35-39.9%	2-0
SHOOTING 34.9% OR LOWER	0-0
OPPOSITION SHOOTS 50% OR HIGHER	0-0
OPPOSITION SHOOTS 45-49.9%	2-0
OPPOSITION SHOOTS 40-44.9%	5-2
OPPOSITION SHOOTS 35-39.9%	2-0
OPPOSITION SHOOTS 34.9% OR LOWER	2-0
OUT-REBOUNDING THE OPPOSITION	10-0
OUT-REBOUNDED BY THE OPPOSITION	1-1
REBOUNDS ARE EQUAL	0-1
COMMITTING MORE TURNOVERS	0-2
COMMITTING FEWER TURNOVERS	9-0
TURNOVERS ARE EQUAL	2-0
SCORING 80 OR MORE POINTS	6-1
SCORING 70-79 POINTS	4-0
SCORING 60-69 POINTS	1-0
SCORING 59 POINTS OR FEWER	0-1
ALLOWING 80 OR MORE POINTS	1-1
ALLOWING 70-79 POINTS	2-1
ALLOWING 60-69 POINTS	4-0
ALLOWING 59 POINTS OR FEWER	4-0
vs. TOP-25 OPPONENTS	0-1
vs. NCAA TOURNAMENT QUALIFIERS	2-1
vs. OTHER POSTSEASON QUALIFIERS	2-0

SCHOLMAIER ARENA

Previously known as the Daniel-Meyer Coliseum, the facility underwent a \$72 million renovation. The Schollmaiers provided the lead gift. The Daniel-Meyer name will remain prominent as the entire area will be known as the Daniel-Meyer Athletic Complex.

The men's and women's basketball programs received new locker rooms and team meeting rooms as well as an increased sports medicine center. There will also be new locker rooms for visiting teams.

The new building facade for the arena architecturally complements Amon G. Carter Stadium and the TCU campus. The interior has a lower playing surface to increase courtside seating and provide a more intimate atmosphere. Wider concourses and multiple public entries will ease congestion. The fan experience is further enhanced by new concession stands and restrooms as well as increased points of sale. A new courtside club lounge was constructed on floor level.

Additional features are a TCU Athletics Hall of Fame display on the concourse level, offices for Olympic sports and administration and a larger main ticket office to support both the new arena and Amon G. Carter Stadium.

CAREER HIGHS

POINTS

Trent	25 (2/27/16 vs. Baylor)
Parrish, B.	22 (11/20/14 vs. New Orleans)
Robinson	24 (11/26/16 vs. Washington)
Shepherd	19 (3/12/14 vs. Baylor)
Brodziansky	28 (12/30/16 vs. Kansas)
Miller	19 (2/20/16 at Iowa State)
Williams, K.	17 (3/7/15 vs. Iowa State)
Washburn	17 (2/18/15 vs. Kansas State)
Williams, M.	14 (12/19/13 vs. Grambling State)
Fisher	15, 2x (last 11/30/16 vs. Washington)
Bane	19 (11/14/16 vs. Alabama State)
Parrish, J.	6 (12/18/16 vs. Texas Southern)
Dry	3, 2x (last 11/14/16 vs. Alabama State)
Sottile	2, 2x (last 12/18/16 vs. Texas Southern)

REBOUNDS

Shepherd	19 (12/28/15 vs. Delaware State)
Williams, K.	18 (11/25/16 at UNLV)
Miller	12 (12/8/15 at Washington)
Brodziansky	12 (1/16/16 at Kansas)
Washburn	12, 2x (last 1/28/15 vs. Kansas)
Parrish, B.	7, 3x (last 11/21/16 vs. Illinois State)
Trent	7 (2/16/16 vs. K-State)
Robinson	7 (11/14/14 vs. Northwestern State)
Williams, M.	6 (1/18/16 vs. Texas Tech)
Bane	7, 2x (last 12/21/16 vs. Bradley)
Dry	2, 3x (last 12/5/15 vs. Colgate)
Fisher	4 (11/18/16 vs. Jacksonville State)
Parrish, J.	3 (11/14/16 vs. Alabama State)

ASSISTS

Robinson	10, 2x (last 12/7/16 at SMU)
Williams, M.	8 (1/13/16 at Baylor)
Williams, K.	7 (3/7/15 vs. Iowa State)
Trent	7 (12/5/15 vs. Colgate)
Fisher	9 (12/30/16 vs. Kansas)
Shepherd	6 (11/19/15 vs. Houston Baptist)
Washburn	5, 2x (last 1/30/16 vs. Tennessee)
Brodziansky	5 (11/13/15 vs. SE Louisiana)
Parrish, B.	4, 3x (last 12/5/15 vs. Colgate)
Miller	3 (2/23/16 at Texas Tech)
Dry	1, 3x (last 12/21/16 vs. Bradley)
Parrish, J.	1, 2x (last 11/14/16 vs. Alabama State)
Bane	3 (12/21/16 vs. Bradley)
Sottile	2 (12/18/16 vs. Texas Southern)

STEALS

Trent	6 (3/5/16 vs. Oklahoma)
Washburn	4, 3x (last, 2/2/16 at Oklahoma)
Fisher	4 (11/11/16 vs. St. Thomas)
Miller	3 (3/10/16 vs. West Virginia)
Williams, M.	3, 2x (last 12/21/13 vs. Tulsa)
Robinson	4 (12/3/16 vs. Arkansas State)
Parrish, B.	2, 12x (last 12/10/16 vs. Wofford)
Shepherd	2, 12x (last 12/21/16 vs. Bradley)
Williams, K.	3 (11/30/16 vs. Washington)
Dry	2 (11/19/15 vs. Houston Baptist)
Brodziansky	2, 3x (last 3/9/16 vs. Texas Tech)
Bane	2 (11/18/16 vs. Jacksonville State)

BLOCKED SHOTS

Shepherd	5, 2x (last 12/29/13 vs. Texas Southern)
Parrish, B.	5 (12/20/14 vs. UTSA)
Miller	5 (11/13/15 vs. SE Louisiana)
Brodziansky	5, 2x (last 12/10/16 vs. Wofford)
Washburn	4 (11/24/14 vs. MVSU)
Williams, K.	3, 5x (last 11/25/16 at UNLV)
Trent	2 (11/21/15 vs. South Dakota State)
Williams, M.	1, 3x (last 2/23/16 at Texas Tech)
Dry	1 (11/14/14 vs. Prairie View)
Fisher	1, 3x (last 12/18/16 vs. Texas Southern)
Robinson	1, 6x (last 12/21/16 vs. Bradley)
Bane	1 (11/14/16 vs. Alabama State)
Parrish, J.	1 (12/18/16 vs. Texas Southern)

STREAKS

TEAM W/L - OVERALL

Overall	W, 3
Home	L, 1
Road	L, 1
Neutral site	W, 1
Unranked teams	W, 2

TEAM W/L - RANKED OPPONENTS

Ranked teams overall	L, 17
last win: Feb. 14, 2015 vs. #21 Oklahoma State	
Ranked teams home	L, 8
last win: Feb. 14, 2015 vs. #21 Oklahoma State	
Ranked teams road	L, 37
last win: Jan. 19, 1998 at #24 Hawaii	
Ranked teams neutral site	L, 13
last win: Dec. 27, 1986 vs. #6 Oklahoma	

SEASON STREAKS

LEADING TCU IN SCORING

Brodziansky	1
-------------	---

LEADING TCU IN REBOUNDS

Williams, K.	2
--------------	---

LEADING TCU IN ASSISTS

Fisher	2
--------	---

DOUBLE-FIGURE SCORING GAMES

Williams, K.	2
Robinson	2
Brodziansky	1

GAMES WITH A 3-POINTER

Miller	4
Williams, K.	3
Parrish, B.	2

MISCELLANEOUS STATS

GAMES PLAYED (TCU Only)

Parrish	110
Shepherd	105

GAMES STARTED (TCU Only)

Shepherd	94
Parrish	80
Washburn	50

DUNKS

K. Williams	24
Miller	5
Bane	4
Shepherd	3
Washburn	3
Brodziansky	3
Parrish, J.	2
Trent	1

DOUBLE DOUBLES - CAREER

Shepherd	15
K. Williams	6
Brodziansky	3
Miller	1
Robinson	1

20-POINT GAMES - CAREER

Parrish	8
Trent	3
Robinson	2
Brodziansky	2

10-REBOUND GAMES - CAREER

Shepherd	31
K. Williams	15
Brodziansky	11
Washburn	3
Miller	2
	2

TEAM RUNS

LONGEST RUN - TEAM

Nov. 14, 2016 vs. Alabama State	18-2
Nov. 30, 2016 vs. Washington	18-0

LONGEST RUN - PLAYER

Nov. 21, 2016 vs. Illinois State (Brodziansky)	11-straight points
Dec. 3, 2016 vs. Arkansas State (Brodziansky)	9-straight points

TCU'S BIG 12/NCAA STATS RANKINGS

Category:	TCU	Big 12	NCAA	Conf. Only
Scoring Offense	79.9	6th	61st	-
Scoring Defense	65.0	6th	53rd	-
Scoring Margin	+14.9	7th	28th	-
FT Pct.	.680	5th	221st	-
FG Pct.	.469	6th	80th	-
FG Pct. Defense	.414	8th	109th	-
3FG Pct.	.361	8th	132nd	-
3FG Pct. Defense	.352	7th	199th	-
Rebounds	38.3	7th	108th	-
Rebound Defense	25.0	9th	225th	-
Rebound Margin	+5.9	4th	44th	-
Blocked Shots	4.8	6th	61st	-
Assists	17.7	4th	22nd	-
Steals	8.7	3rd	25th	-
Turnover Margin	+3.5	4th	34th	-
Assist/TO Ratio	1.42	6th	27th	-
Offensive Rebounds	13.3	3rd	38th	-
Defensive Rebounds	25.0	8th	225th	-
Def. Reb Pct.	.700	6th	-	-
Offensive Reb Pct.	.380	4th	-	-
3FG Made	96	6th	197th	-

TCU'S INDIVIDUAL STATS RANKINGS OVERALL (TOP-10 ONLY)

Category:	TCU	Big 12	NCAA	Conf. Only
Rebounds	Williams (10.1)	1st	28th	-
Assists	Robinson (5.4)	3rd	46th	-
	Fisher (4.7)	6th	91st	-
Free Throw Pct.	Brodziansky (.740)	9th	-	-
Steals	Robinson (2.1)	5th	32nd	-
Blocked Shots	Brodziansky (2.3)	2nd	30th	-
Assist-TO-Ratio	Robinson (2.3)	10th	86th	-
	Fisher (1.7)	15th	246th	--
Off. Rebounds	Williams (4.0)	1st	15th	-
Def. Rebounds	Williams (6.2)	1st	64th	-

Note: NCAA Stats as of 12/31/2016 | Big 12 Stats: 12/30/2016

PLAYER MISCELLANEOUS STATS

0 JAYLEN FISHER

Year	Season	Career	TCU W/L Record
Double-Figure Points:	9	9	8-1
Double-Figure Rebounds:	-	-	0-0
Double-Doubles:	-	-	0-0
5 + Assists:	6	6	5-1
Led Team In Points:	1	1	1-0
Led Team In Rebounds:	-	-	0-0
Led Team In Assists:	5	5	4-1

1 DESMOND BANE

Year	Season	Career	TCU W/L Record
Double-Figure Points:	6	6	6-0
Double-Figure Rebounds:	-	-	0-0
Double-Doubles:	-	-	0-0
5 + Assists:	-	-	0-0
Led Team In Points:	3	3	3-0
Led Team In Rebounds:	1	1	1-0
Led Team In Assists:	-	-	0-0

2 MICHAEL WILLIAMS

Year	Season	Career	TCU W/L Record
Double-Figure Points:	-	6	3-3
Double-Figure Rebounds:	-	-	-
Double-Doubles:	-	-	-
5 + Assists:	-	8	5-3
Led Team In Points:	-	1	0-1
Led Team In Rebounds:	-	1	0-1
Led Team In Assists:	-	10	4-6

3 MALIQUE TRENT

Year	Season	Career	TCU W/L Record
Double-Figure Points:	-	18	7-11
Double-Figure Rebounds:	-	-	0-0
Double-Doubles:	-	-	0-0
5 + Assists:	-	4	3-1
Led Team In Points:	-	9	3-6
Led Team In Rebounds:	-	1	1-0
Led Team In Assists:	-	16	6-10

4 GABE ADZICH

Year	Season	Career	TCU W/L Record
Double-Figure Points:	-	-	0-0
Double-Figure Rebounds:	-	-	0-0
Double-Doubles:	-	-	0-0
5 + Assists:	-	-	0-0
Led Team In Points:	-	-	0-0
Led Team In Rebounds:	-	-	0-0
Led Team In Assists:	-	-	0-0

5 JOSH PARRISH

Year	Season	Career	TCU W/L Record
Double-Figure Points:	-	-	0-0
Double-Figure Rebounds:	-	-	0-0
Double-Doubles:	-	-	0-0
5 + Assists:	-	-	0-0
Led Team In Points:	-	-	0-0
Led Team In Rebounds:	-	-	0-0
Led Team In Assists:	-	-	0-0

10 VLADIMIR BRODZIANSKY

Year	Season	Career	TCU W/L Record
Double-Figure Points:	7	24	13-11
Double-Figure Rebounds:	-	3	2-1
Double-Doubles:	-	2	2-0
5 + Assists:	-	1	1-0
Led Team In Points:	4	9	5-4
Led Team In Rebounds:	-	7	3-4
Led Team In Assists:	-	2	1-1

11 BRANDON PARRISH

Year	Season	Career	TCU W/L Record
Double-Figure Points:	3	35	20-15
Double-Figure Rebounds:	-	-	-
Double-Doubles:	-	-	-
5 + Assists:	-	-	-
Led Team In Points:	1	11	5-6
Led Team In Rebounds:	-	2	0-2
Led Team In Assists:	-	4	0-4

12 KOUAT NOI

Year	Season	Career	TCU W/L Record
Double-Figure Points:	-	-	0-0
Double-Figure Rebounds:	-	-	0-0
Double-Doubles:	-	-	0-0
5 + Assists:	-	-	0-0
Led Team In Points:	-	-	0-0
Led Team In Rebounds:	-	-	0-0
Led Team In Assists:	-	-	0-0

15 JD MILLER

Year	Season	Career	TCU W/L Record
Double-Figure Points:	4	9	5-4
Double-Figure Rebounds:	-	2	0-2
Double-Doubles:	-	1	0-1
5 + Assists:	-	-	0-0
Led Team In Points:	-	2	0-2
Led Team In Rebounds:	1	7	1-6
Led Team In Assists:	-	1	0-1

20 DALTON DRY

Year	Season	Career	TCU W/L Record
Double-Figure Points:	-	-	0-0
Double-Figure Rebounds:	-	-	0-0
Double-Doubles:	-	-	0-0
5 + Assists:	-	-	0-0
Led Team In Points:	-	-	0-0
Led Team In Rebounds:	-	-	0-0
Led Team In Assists:	-	-	0-0

25 ALEX ROBINSON

Year	Season	Career	TCU W/L Record
Double-Figure Points:	8	16	6-2
Double-Figure Rebounds:	-	-	0-0
Double-Doubles:	1	1	0-1
5 + Assists:	8	13	7-1
Led Team In Points:	3	6	3-0
Led Team In Rebounds:	-	-	0-0
Led Team In Assists:	8	15	7-1

32 KARVIAR SHEPHERD

Year	Season	Career	TCU W/L Record
Double-Figure Points:	2	27	15-12
Double-Figure Rebounds:	-	15	10-5
Double-Doubles:	-	6	3-3
5 + Assists:	-	1	1-0
Led Team In Points:	-	7	2-5
Led Team In Rebounds:	2	35	18-17
Led Team In Assists:	-	3	1-2

33 CHRIS WASHBURN

Year	Season	Career	TCU W/L Record
Double-Figure Points:	1	17	8-6
Double-Figure Rebounds:	-	2	1-1
Double-Doubles:	-	-	0-0
5 + Assists:	-	2	2-0
Led Team In Points:	1	5	4-1
Led Team In Rebounds:	1	16	9-7
Led Team In Assists:	-	9	3-6

34 KENRICH WILLIAMS

Year	Season	Career	TCU W/L Record
Double-Figure Points:	8	23	16-7
Double-Figure Rebounds:	7	10	8-2
Double-Doubles:	5	7	6-1
5 + Assists:	1	2	1-1
Led Team In Points:	-	5	2-3
Led Team In Rebounds:	9	18	12-6
Led Team In Assists:	-	3	1-2

45 AUSTIN SOTTILE

Year	Season	Career	TCU W/L Record
Double-Figure Points:	-	-	0-0
Double-Figure Rebounds:	-	-	0-0
Double-Doubles:	-	-	0-0
5 + Assists:	-	-	0-0
Led Team In Points:	-	-	0-0
Led Team In Rebounds:	-	-	0-0
Led Team In Assists:	-	-	0-0

LAST TIME IT HAPPENED

TCU		OPPONENT
	100+ POINTS	
106 vs. Mississippi Valley State (11/24/14)		101 at Oregon State (3/19/12)
	50 OR FEWER POINTS	
49 vs. K-State (2/16/16)		42 vs. Bradley (12/21/15)
	40 OR FEWER POINTS	
40 at Baylor (1/12/13)		40 vs. Tennessee State (12/29/14)
	60%+ FIELD GOALS	
.608 vs. UTSA (12/20/14)		.633 (31-49) at Baylor (1/13/16)
	90%+ FREE THROWS	
100.0 (13-13) vs. Oklahoma (3/8/14)		.944 (17-18) at Oklahoma State (1/2/16)
	80%+ 3-POINTERS	
.875 (7-8) vs. Stephen F. Austin (12/8/03)		.833 (10-12) vs. Washington (11/30/16)
	70%+ 3-POINTERS	
.739 (17-23) at UNLV (3/13/08)		.700 (7-10) vs. West Virginia (2/9/13)
	60%+ 3-POINTERS	
.667 (6-9) at Rice (12/22/12)		.600 (9-15) vs. Texas Tech (1/18/16)
	10+ 3-POINTERS	
10 vs. Bradley (12/21/16)		10 vs. Washington (11/30/16)
	15+ 3-POINTERS	
15 vs. UNLV (1/10/09)		16 vs. Baylor (2/12/14)
	60+ REBOUNDS	
63 vs. Grambling State (12/30/02)		61 at SMU (1/25/97)
	50+ REBOUNDS	
50 vs. Texas Southern (12/18/16)		50 at West Virginia (2/13/16)
	30+ ASSISTS	
39 vs. Central Oklahoma (12/9/00)		34 at South Florida (1/5/02)
	20+ ASSISTS	
21 vs. Bradley (12/21/16)		20 vs. Kansas (12/30/16)
	20+ STEALS	
30 vs. Arkansas-Pine Bluff (12/30/00)		20 vs. Air Force (1/21/10)
	15+ STEALS	
15 vs. Austin College (11/14/11)		15 at West Virginia (2/13/16)
	10+ BLOCKED SHOTS	
10 vs. Southeastern Louisiana (11/13/15)		10 at Oklahoma (2/2/16)
	10 OR FEWER TURNOVERS	
10 vs. Arkansas State (12/3/16)		8 vs. Kansas (12/30/16)
	5 OR FEWER TURNOVERS	
5 at Tulsa (12/30/10)		5 at SMU (12/7/16)
	30+ TURNOVERS	
31 at Houston (1/12/94)		35 vs. Austin College (11/11/11)
	PLAYER W/ 40+ POINTS	
42, Junior Blount at Tulane (2/26/02)		48, Melvin Ejim at Iowa State (2/8/14)
	PLAYER W/ 30+ POINTS	
31, Garlon Green at Rice (12/22/12)		32, Andrew Andrews at Washington (12/8/15)
	PLAYER W/ 20+ REBOUNDS	
20, Adrick McKinney vs. Houston (12/4/12)		21, Louis Truscott vs. Houston (2/1/03)
	PLAYER W/ 15+ REBOUNDS	
18, Kenrich Williams at UNLV (11/25/16)		17, Landen Lucas vs. Kansas (12/30/16)
	PLAYER W/ 15+ ASSISTS	
16, Greedy Daniels vs. Central Oklahoma (12/9/00)		17, Tito Maddux vs. Fresno State (1/10/01)
	PLAYER W/ 10+ ASSISTS	
10, Alex Robinson at SMU (12/7/16)		10, Lester Medford vs. Baylor (2/27/16)
	PLAYER W/ 10+ STEALS	
12, Greedy Daniels vs. Arkansas-Pine Bluff (12/30/00)		N/A
	PLAYER W/ 5+ STEALS	
6, Malique Trent vs. Oklahoma (3/5/16)		5, Markelle Fultz vs. Washington (11/26/16)
	PLAYER W/ 10+ BLOCKED SHOTS	
11, Derrick Davenport at Alaska-Fairbanks (11/20/99)		12, Joel Anthony at UNLV (2/7/07)
	PLAYER W/ 5+ BLOCKED SHOTS	
5, Vladimir Brodziansky vs. Wofford (12/10/16)		6, Kyle Alexander vs. Tennessee (1/30/16)
	PLAYER W/ 6+ 3-POINTERS	
8, Hank Thorns vs. UNLV (2/14/12)		6, Andrew Andrews at Washington (12/8/15)

STATISTICS SEASON GAME-BY-GAME

Opponent	Date	Score	W/L	FG	Pct	3FG	Pct	FT-A	Pct	Off R	Def R	Tot R	PF	A	TO	Blk	Stl	Pts
St. Thomas	11/11/16	82-64	L	23-53	.434	9-29	.310	9-13	.692	7	20	27	17	17	21	1	3	64
vs. TCU			W	30-62	.484	7-26	.269	15-23	.652	14	24	38	16	15	14	2	12	82
Alabama State	11/14/16	98-62	L	22-50	.440	5-16	.313	13-25	.520	11	14	25	23	9	22	5	6	62
vs. TCU			W	37-62	.597	10-22	.455	14-20	.700	13	22	35	23	29	17	3	12	98
Jacksonville State	11/18/16	79-60	L	21-48	.438	9-21	.429	9-14	.643	7	19	26	19	15	14	1	3	60
vs. TCU			W	28-56	.500	11-21	.524	12-19	.632	12	22	34	15	16	8	4	8	79
Illinois State	11/21/16	80-71	L	22-51	.431	10-25	.400	17-22	.773	6	22	28	24	17	17	3	7	71
vs. TCU			W	26-56	.464	6-14	.429	22-30	.733	12	25	37	19	20	13	2	10	80
UNLV	11/25/16	63-59	L	22-57	.386	9-19	.474	6-10	.600	10	29	39	22	14	19	6	5	59
vs. TCU			W	21-58	.362	6-24	.250	15-28	.536	13	29	42	18	11	13	7	9	63
Washington	11/26/16	93-80	L	28-61	.459	5-18	.278	19-23	.826	12	17	29	25	13	18	4	8	80
vs. TCU			W	30-57	.526	7-18	.389	26-33	.788	13	23	36	22	14	18	3	9	93
Washington	11/30/16	86-71	L	27-59	.458	10-12	.833	7-18	.389	19	27	46	23	14	25	6	5	71
vs. TCU			W	31-67	.463	5-17	.294	19-28	.679	14	19	33	19	19	9	6	12	86
Arkansas State	12/3/16	77-54	L	19-55	.345	8-22	.364	8-20	.400	14	20	34	21	15	15	2	3	54
vs. TCU			W	25-53	.472	7-19	.368	20-27	.741	11	27	38	17	17	10	9	8	77
SMU	12/7/16	59-74	W	23-52	.442	5-16	.313	23-30	.767	10	24	34	14	14	5	3	2	74
vs. TCU			L	23-54	.426	6-22	.273	7-12	.583	10	21	31	21	13	11	3	2	59
Wofford	12/10/16	72-63	L	26-63	.413	5-20	.250	6-8	.750	12	21	33	28	11	12	2	4	63
vs. TCU			W	21-49	.429	6-19	.316	24-41	.585	13	26	39	10	16	12	7	8	72
Texas Southern	12/18/16	96-59	L	20-59	.339	5-22	.227	14-20	.700	9	18	27	19	10	13	2	7	59
vs. TCU			W	36-68	.529	8-20	.400	16-23	.696	17	33	50	20	20	11	5	8	96
Bradley	12/21/16	74-42	L	17-48	.354	2-14	.143	6-13	.462	8	26	34	21	11	18	5	5	42
vs. TCU			W	25-65	.385	10-26	.385	14-19	.737	19	27	46	16	21	11	5	10	74
Kansas	12/30/16	80-86	W	29-67	.443	8-22	.364	20-25	.800	14	25	39	20	20	8	3	4	86
vs. TCU			L	27-61	.443	7-18	.389	19-25	.760	12	27	39	20	19	15	6	5	80

GAME-BY-GAME STATISTICS (POINTS-REBOUNDS-ASSISTS)

Opponent	Date	Score	W/L	00	01	02	03	04	05	10	11	12	15	20	23	32	33	34	45
St. Thomas	11/11/16	82-64	W	Fisher	Bane	Williams	Trent	Adzich	Parrish	Brodziansky	Parrish	Noi	Miller	Dry	Robinson	Shepherd	Washburn	Williams	Sottile
Alabama State	11/14/16	98-62	W	13-1-7	12-3-0	DNP	2-2-2	DNP	0-1-1	0-4-0	12-4-1	DNP	10-7-0	0-1-0	16-3-3	14-6-1	3-2-0	DNP	0-0-0
Jacksonville State	11/18/16	79-60	W	5-4-4	14-7-1	0-2-0	3-0-3	DNP	DNP	8-2-0	20-6-0	DNP	DNP	DNP	10-3-5	6-4-2	4-2-0	9-2-1	DNP
Illinois State	11/21/16	80-71	W	15-2-5	2-1-1	DNP	0-1-1	DNP	DNP	24-6-1	5-7-3	DNP	5-2-0	DNP	14-1-6	2-3-0	DNP	13-10-3	DNP
at UNLV	11/25/16	63-59	W	7-1-3	15-6-0	DNP	7-1-0	DNP	DNP	14-5-0	6-2-0	DNP	2-1-0	DNP	5-1-4	2-2-1	0-1-0	5-18-3	DNP
Washington	11/26/16	93-80	W	10-1-5	0-1-2	2-1-0	7-1-0	DNP	0-0-0	12-6-0	3-2-0	DNP	9-2-0	0-0-0	24-4-4	15-5-3	0-1-0	11-7-0	0-0-0
Washington	11/30/16	86-71	W	15-2-0	8-2-1	0-1-0	6-2-1	DNP	0-0-0	7-4-1	4-2-0	DNP	12-1-1	0-0-0	16-2-7	0-0-0	8-3-2	10-10-6	0-0-0
Arkansas State	12/3/16	77-54	W	13-1-4	4-1-1	8-0-2	0-1-0	DNP	DNP	18-6-1	3-2-1	DNP	8-8-2	DNP	3-2-5	2-1-1	3-3-0	15-13-0	DNP
at SMU	12/7/16	59-74	L	10-3-1	2-0-0	0-0-0	6-0-0	DNP	DNP	12-3-0	3-3-0	DNP	2-3-1	DNP	12-1-10	2-0-0	2-2-0	8-13-1	DNP
Wofford	12/10/16	72-63	W	13-2-4	10-2-1	DNP	0-1-0	DNP	DNP	10-8-0	6-5-0	DNP	12-4-2	DNP	4-2-5	5-2-0	1-0-0	11-13-4	DNP
Texas Southern	12/18/16	96-59	W	12-2-4	6-1-0	3-1-0	4-3-1	DNP	6-1-0	8-6-0	0-4-0	DNP	9-5-2	0-1-1	13-2-5	6-6-1	15-9-2	12-6-2	2-0-2
Bradley	12/21/16	74-42	W	0-2-7	18-7-3	6-0-1	2-1-1	DNP	2-0-0	4-5-0	9-3-1	DNP	7-3-1	0-0-1	5-5-4	9-8-0	2-3-1	10-8-1	0-1-0
Kansas	12/30/16	80-86	L	4-1-9	4-4-0	4-1-2	DNP	DNP	DNP	28-9-0	9-1-0	DNP	8-8-2	DNP	10-0-4	2-1-0	0-0-0	11-11-2	DNP

GAME-BY-GAME STARTERS

Opponent	Date	Score	W/L	Guard	Guard	Center	Forward	Forward	Record W/ Lineup
St. Thomas	11/11/16	82-64	W	Fisher	Trent	Shepherd	Miller	Bane	--
Alabama State	11/14/16	98-62	W	Fisher	Trent	Shepherd	Miller	Bane	2-0
Jacksonville State	11/18/16	79-60	W	Fisher	Trent	Shepherd	Parrish	Bane	1-0
Illinois State	11/21/16	80-71	W	Fisher	Bane	Shepherd	Miller	Williams	--
at UNLV	11/25/16	63-59	W	Robinson	Bane	Shepherd	Miller	Williams	1-0
Washington	11/26/16	93-80	W	Fisher	Bane	Shepherd	Miller	Williams	--
Washington	11/30/16	86-71	W	Fisher	Bane	Shepherd	Miller	Williams	--
Arkansas State	12/3/16	77-54	W	Fisher	Bane	Shepherd	Miller	Williams	--
at SMU	12/7/16	59-74	L	Fisher	Bane	Shepherd	Miller	Williams	4-1
Wofford	12/10/16	72-63	W	Fisher	Robinson	Brodziansky	Miller	Williams	--
Texas Southern	12/18/16	96-59	W	Fisher	Robinson	Brodziansky	Miller	Williams	--
Bradley	12/21/16	74-42	W	Fisher	Robinson	Brodziansky	Miller	Williams	--
Kansas	12/30/16	80-86	L	Fisher	Robinson	Brodziansky	Miller	Williams	3-1



Jaylen Fisher | No. 0

6-2 | 195 | G | FR | Arlington, Tenn.

CAREER HIGHS

Points: 15, 2x (last 11/30/16 vs. Washington)
Rebounds: 4 (11/18/16 vs. JSU)
Assists: 9 (12/30/16 vs. Kansas)
Steals: 4 (11/11/16 vs. St. Thomas)
Blocks: 1, 3x (last 12/18/16 vs. Texas Southern)
Minutes: 38 (12/30/16 vs. Kansas)

FGs: 6 (11/11/16 vs. St. Thomas)
FGs Att: 14 (11/11/16 vs. St. Thomas)
3FGs: 3 (11/21/16 vs. Illinois State)
3FGs Att: 6, 3x (last 12/10/16 vs. Wofford)
FTs: 6 (11/30/16 vs. Washington)
FTs Att: 8 (11/30/16 vs. Washington)

SEASON HIGHS

Points: 15, 2x (last 11/30/16 vs. Washington)
Rebounds: 4 (11/18/16 vs. JSU)
Assists: 9 (12/30/16 vs. Kansas)
Steals: 4 (11/11/16 vs. St. Thomas)
Blocks: 1, 3x (last 12/18/16 vs. Texas Southern)
Minutes: 38 (12/30/16 vs. Kansas)

FGs: 6 (11/11/16 vs. St. Thomas)
FGs Att: 14 (11/11/16 vs. St. Thomas)
3FGs: 3 (11/21/16 vs. Illinois State)
3FGs Att: 6, 3x (last 12/10/16 vs. Wofford)
FTs: 6 (11/30/16 vs. Washington)
FTs Att: 8 (11/30/16 vs. Washington)

Date	Opponent	Min	FG-A	3FG-A	FT-A	Rbs (O-D-T)	PF	A	TO	Blk	Stl	Pts
N. 11	Saint Thomas *	27	6-14	0-2	1-2	0-1-1	1	7	1	1	4	13
N. 14	Alabama State *	27	4-7	2-3	3-3	0-0-0	1	8	3	0	2	13
N. 18	Jacksonville State *	17	2-5	1-3	0-0	1-3-4	4	4	2	0	1	5
N. 21	Illinois State *	29	4-13	3-6	4-4	1-1-2	1	5	4	0	2	15
N. 25	UNLV	27	2-6	1-3	2-4	0-1-1	4	3	3	0	1	7
N. 26	Washington *	27	5-12	0-3	0-0	0-1-1	3	5	3	0	1	10
N. 30	Washington *	15	4-9	1-5	6-8	2-0-2	3	0	1	1	0	15
D. 3	Arkansas State *	19	4-7	2-3	3-4	0-1-1	3	4	3	0	2	13
D. 7	SMU *	33	4-11	2-6	0-0	2-1-3	4	1	4	0	0	10
D. 10	Wofford *	36	3-10	2-6	5-6	1-1-2	1	4	3	0	2	13
D. 18	Texas Southern *	22	4-7	2-4	2-2	0-2-2	1	5	1	0	1	12
D. 21	Bradley *	27	0-6	0-5	0-0	0-2-2	1	7	3	0	0	0
D. 30	Kansas*	38	1-5	0-1	2-2	0-1-1	4	9	5	0	0	4
J. 3	Oklahoma											
J. 7	West Virginia											
J. 11	Texas											
J. 14	Iowa State											
J. 18	Texas Tech											
J. 21	Baylor											
J. 23	Oklahoma State											
J. 28	Auburn											
F. 1	K-State											
F. 4	Texas											
F. 7	Texas Tech											
F. 11	Baylor											
F. 15	Oklahoma State											
F. 18	Iowa State											
F. 22	Kansas											
F. 25	West Virginia											
M. 1	K-State											
M. 4	Oklahoma											

CAREER STATISTICS

Season	GP / S	Min-Avg	FG-A	Pct	3FG-A	Pct	FT-A	Pct	O-D-T	Avg	PF	FO	A	TO	Blk	Stl	Pts-Avg
2016-17	13 / 12	344-26.5	43-112	.384	16-50	.320	28-35	.800	7-15-22	1.7	31	0	61	37	3	16	130-10.0
TOTAL	13 / 12	344-26.5	43-112	.384	16-50	.320	28-35	.800	7-15-22	1.7	31	0	61	37	3	16	130-10.0



Desmond Bane | No. 1

6-5 | 215 | G | FR | Richmond, Ind.

CAREER HIGHS

Points: 19 (11/14/16 vs. Alabama St.)
Rebounds: 7, 2x (last 12/21/16 vs. Bradley)
Assists: 3 (12/21/16 vs. Bradley)
Steals: 2 (11/18/16 vs. JSU)
Blocks: 1 (2x, last 12/30/16 vs. Kansas)
Minutes: 34, 2x (last 11/25/16 @ UNLV)

FGs: 6, 3x (last 12/21/16 vs. Bradley)
FGs Att: 12 (12/21/16 vs. Bradley)
3FGs: 3, 3x (last 12/21/16 vs. Bradley)
3FGs Att: 7 (11/25/16 @ UNLV)
FTs: 5 (11/30/16 vs. Washington)
FTs Att: 6 (11/30/16 vs. Washington)

SEASON HIGHS

Points: 19 (11/14/16 vs. Alabama St.)
Rebounds: 7, 2x (last 12/21/16 vs. Bradley)
Assists: 3 (12/21/16 vs. Bradley)
Steals: 2 (11/18/16 vs. JSU)
Blocks: 1 (2x, last 12/30/16 vs. Kansas)
Minutes: 34, 2x (last 11/25/16 @ UNLV)

FGs: 6, 3x (last 12/21/16 vs. Bradley)
FGs Att: 12 (12/21/16 vs. Bradley)
3FGs: 3, 3x (last 12/21/16 vs. Bradley)
3FGs Att: 7 (11/25/16 @ UNLV)
FTs: 5 (11/30/16 vs. Washington)
FTs Att: 6 (11/30/16 vs. Washington)

Date	Opponent	Min	FG-A	3FG-A	FT-A	Rbs (O-D-T)	PF	A	TO	Blk	Stl	Pts
N. 11	Saint Thomas *	18	5-8	1-2	1-1	1-2-3	3	0	1	0	1	12
N. 14	Alabama State *	26	6-10	3-6	4-4	2-2-4	1	2	1	1	1	19
N. 18	Jacksonville State *	34	6-9	1-3	1-1	2-5-7	2	1	0	0	2	14
N. 21	Illinois State *	16	1-2	0-0	0-0	0-1-1	2	1	0	0	0	2
N. 25	UNLV *	34	5-10	3-7	2-2	0-6-6	0	0	1	0	0	15
N. 26	Washington *	17	0-2	0-1	0-0	0-1-1	3	2	0	0	0	0
N. 30	Washington *	25	1-2	1-1	5-6	0-2-2	3	1	2	0	1	8
D. 3	Arkansas State *	27	1-5	0-3	2-4	1-0-1	1	1	0	0	0	4
D. 7	SMU *	20	1-2	0-0	0-0	0-0-0	2	0	1	0	0	2
D. 10	Wofford	16	4-5	0-0	2-3	2-0-2	1	1	1	0	1	2
D. 18	Texas Southern	13	3-5	0-1	0-0	0-1-1	4	0	1	0	0	6
D. 21	Bradley	23	6-12	3-6	3-4	3-4-7	1	3	0	0	1	18
D. 30	Kansas	9	2-4	0-1	0-0	2-2-4	4	0	1	1	0	4
J. 3	Oklahoma											
J. 7	West Virginia											
J. 11	Texas											
J. 14	Iowa State											
J. 18	Texas Tech											
J. 21	Baylor											
J. 23	Oklahoma State											
J. 28	Auburn											
F. 1	K-State											
F. 4	Texas											
F. 7	Texas Tech											
F. 11	Baylor											
F. 15	Oklahoma State											
F. 18	Iowa State											
F. 22	Kansas											
F. 25	West Virginia											
M. 1	K-State											
M. 4	Oklahoma											

CAREER STATISTICS

Season	GP / S	Min-Avg	FG-A	Pct	3FG-A	Pct	FT-A	Pct	O-D-T	Avg	PF	FO	A	TO	Blk	Stl	Pts-Avg
2016-17	13 / 9	278-21.4	41-76	.539	12-31	.387	20-25	.800	13-26-39	3.0	27	0	12	9	2	7	114-8.8
TOTAL	13 / 9	278-21.4	41-76	.539	12-31	.387	20-25	.800	13-26-39	3.0	27	0	12	9	2	7	114-8.8



Michael Williams | No. 2

6-2 | 190 | G | SR | San Antonio, Texas

CAREER HIGHS

Points: 14 (12/19/13 vs. GSU)
Rebounds: 6 (1/18/16 vs. Texas Tech)
Assists: 8 (1/13/16 @ Baylor)
Steals: 3, 2x (last 12/21/13 vs. Tulsa)
Blocks: 1, 2x (11/23/15 vs. Southeastern La.)
Minutes: 38 (12/23/15 @ Bradley)

FGs: 5 (12/19/13 vs. GSU)
FGs Att: 11 (12/23/15 @ Bradley)
3FGs: 3 (12/19/13 vs. GSU)
3FGs Att: 6 (12/5/15 vs. Colgate)
FTs: 6 (11/12/13 vs. Longwood)
FTs Att: 8 (11/12/13 vs. Longwood)

SEASON HIGHS

Points: 8 (12/3/16 vs. Arkansas St.)
Rebounds: 2 (11/18/16 vs. JSU)
Assists: 2 (2x, last 12/30/16 vs. Kansas)
Steals: 2 (12/18/16 vs. Texas Southern)
Blocks: --
Minutes: 11 (12/18/16 vs. Texas Southern)

FGs: 2, 2x (last 12/21/16 vs. Bradley)
FGs Att: 5 (12/21/16 vs. Bradley)
3FGs: 2, 2x (last 12/21/16 vs. Bradley)
3FGs Att: 4, 2x (last 12/21/16 vs. Bradley)
FTs: 2, 3x (last 12/30/16 vs. Kansas)
FTs Att: 2, 3x (last 12/30/16 vs. Kansas)

Date	Opponent	Min	FG-A	3FG-A	FT-A	Rbs (O-D-T)	PF	A	TO	Blk	Stl	Pts
N. 11	Saint Thomas	DNP										
N. 14	Alabama State	DNP										
N. 18	Jacksonville State	5	0-1	0-1	0-0	0-2-2	0	0	0	0	0	0
N. 21	Illinois State	DNP										
N. 25	UNLV	DNP										
N. 26	Washington	3	0-0	0-0	2-2	0-1-1	0	0	0	0	0	2
N. 30	Washington	4	0-2	0-2	0-0	0-1-1	0	0	0	0	0	0
D. 3	Arkansas State	9	2-2	2-2	2-2	0-0-0	0	2	0	0	0	8
D. 7	SMU	3	0-0	0-0	0-0	0-0-0	0	0	0	0	0	0
D. 10	Wofford	DNP										
D. 18	Texas Southern	11	1-4	1-4	0-0	0-1-1	1	0	1	0	2	3
D. 21	Bradley	8	2-5	2-4	0-0	0-0-0	1	1	0	0	0	6
D. 30	Kansas	7	1-2	0-0	2-2	0-1-1	0	2	1	0	1	4
J. 3	Oklahoma											
J. 7	West Virginia											
J. 11	Texas											
J. 14	Iowa State											
J. 18	Texas Tech											
J. 21	Baylor											
J. 23	Oklahoma State											
J. 28	Auburn											
F. 1	K-State											
F. 4	Texas											
F. 7	Texas Tech											
F. 11	Baylor											
F. 15	Oklahoma State											
F. 18	Iowa State											
F. 22	Kansas											
F. 25	West Virginia											
M. 1	K-State											
M. 4	Oklahoma											

CAREER STATISTICS

Season	GP / S	Min-Avg	FG-A	Pct	3FG-A	Pct	FT-A	Pct	O-D-T	Avg	PF	F0	A	TO	Blk	Stl	Pts-Avg
2013-14	30 / 2	448-14.9	31-101	.307	12-40	.300	32-48	.667	6-30-36	1.2	25	0	25	26	1	13	106-3.5
2014-15	17 / 0	83-4.9	11-18	.611	4-7	.571	5-10	.500	2-9-11	0.6	5	0	9	2	0	1	31-1.8
2015-16	28 / 15	743-26.5	42-119	.353	12-49	.245	21-30	.700	9-50-59	2.1	66	1	74	32	2	12	117-4.2
2016-17	8 / 0	50-6.3	6-16	.375	5-12	.417	6-6	1.000	0-6-6	0.8	2	0	5	2	0	3	23-2.9
TOTAL	83 / 17	1324-16.0	90-254	.354	33-108	.306	64-94	.681	17-95-112	1.3	98	1	113	62	3	29	277-3.3



Malique Trent | No. 3

6-2 | 190 | G | JR | Portsmouth, Va.

CAREER HIGHS

Points: 25 (2/27/16 vs. Baylor)
Rebounds: 7 (2/16/16 vs. Kansas State)
Assists: 7 (12/5/15 vs. Colgate)
Steals: 6 (3/5/16 vs. Oklahoma)
Blocks: 2 (11/21/15 vs. S. Dakota St.)
Minutes: 38 (11/24/15 vs. Rhode Island)

FGs: 8 (12/20/15 vs. Abilene Christian)
FGs Att: 23 (11/21/15 vs. S. Dakota St.)
3FGs: 4 (2/20/16 @ Iowa State)
3FGs Att: 15 (11/21/15 vs. S. Dakota St.)
FTs: 11 (2/27/16 vs. Baylor)
FTs Att: 13 (2/27/16 vs. Baylor)

SEASON HIGHS

Points: 9 (11/14/16 vs. Alabama St.)
Rebounds: 3 (12/18/16 vs. Texas Southern)
Assists: 3, 2x (last 11/18/16 vs. JSU)
Steals: 2, 4x (last 11/26/16 vs. Washington)
Blocks: 1 (11/11/16 vs. St. Thomas)
Minutes: 24 (11/11/16 vs. St. Thomas)

FGs: 3, 2x (last 11/30/16 vs. Washington)
FGs Att: 6 (11/25/16 @ UNLV)
3FGs: 1, 2x (last 11/18/16 vs. JSU)
3FGs Att: 4 (11/11/16 vs. St. Thomas)
FTs: 5 (11/26/16 vs. Washington)
FTs Att: 6 (11/26/16 vs. Washington)

Date	Opponent	Min	FG-A	3FG-A	FT-A	Rbs (O-D-T)	PF	A	TO	Blk	Stl	Pts
N. 11	Saint Thomas *	24	0-5	0-4	2-2	0-2-2	1	2	5	1	2	2
N. 14	Alabama State *	16	3-5	1-3	2-4	0-1-1	3	3	2	0	2	9
N. 18	Jacksonville State *	13	1-2	1-1	0-1	0-0-0	3	1	0	0	0	3
N. 21	Illinois State	14	0-3	0-1	0-0	0-1-1	1	1	1	0	1	0
N. 25	UNLV	14	2-6	0-3	3-3	0-1-1	1	0	0	0	2	7
N. 26	Washington	16	1-3	0-1	5-6	0-1-1	1	0	1	0	2	7
N. 30	Washington	11	3-4	0-0	0-0	1-1-2	3	1	0	0	1	6
D. 3	Arkansas State	7	0-2	0-1	0-0	0-1-1	0	0	2	0	0	0
D. 7	SMU	9	2-5	0-2	2-3	0-0-0	1	0	1	0	0	6
D. 10	Wofford	3	0-0	0-0	0-2	0-1-1	0	0	0	0	0	0
D. 18	Texas Southern	11	2-5	0-1	0-0	0-3-3	2	1	1	0	0	4
D. 21	Bradley	8	1-2	0-0	0-0	1-0-1	1	1	1	0	1	2
D. 30	Kansas	DNP										
J. 3	Oklahoma											
J. 7	West Virginia											
J. 11	Texas											
J. 14	Iowa State											
J. 18	Texas Tech											
J. 21	Baylor											
J. 23	Oklahoma State											
J. 28	Auburn											
F. 1	K-State											
F. 4	Texas											
F. 7	Texas Tech											
F. 11	Baylor											
F. 15	Oklahoma State											
F. 18	Iowa State											
F. 22	Kansas											
F. 25	West Virginia											
M. 1	K-State											
M. 4	Oklahoma											

CAREER STATISTICS

Season	GP / S	Min-Avg	FG-A	Pct	3FG-A	Pct	FT-A	Pct	O-D-T	Avg	PF	F0	A	TO	Blk	Stl	Pts-Avg
2015-16	30 / 27	852-28.4	117-301	.389	33-131	.252	80-128	.625	10-79-89	3.0	91	1	82	84	8	63	347-11.6
2016-17	12 / 3	148-12.3	15-42	.357	2-17	.118	14-21	.667	2-12-14	1.2	17	0	12	15	1	11	46-3.8
TOTAL	42 / 30	1000-23.8	132-343	.385	35-148	.236	94-149	.631	12-91-103	2.5	108	1	94	99	9	74	393-9.4



Gabe Adzich | No. 4

6-4 | 195 | G | FR | Cupertino,
Calif.

CAREER HIGHS

Points: --	FGs: --
Rebounds: --	FGs Att: --
Assists: --	3FGs: --
Steals: --	3FGs Att: --
Blocks: --	FTs: --
Minutes: --	FTs Att: --

SEASON HIGHS

Points: --	FGs: --
Rebounds: --	FGs Att: --
Assists: --	3FGs: --
Steals: --	3FGs Att: --
Blocks: --	FTs: --
Minutes: --	FTs Att: --

Date	Opponent	Min	FG-A	3FG-A	FT-A	Rbs (O-D-T)	PF	A	TO	Blk	Stl	Pts
N. 11	Saint Thomas	DNP										
N. 14	Alabama State	DNP										
N. 18	Jacksonville State	DNP										
N. 21	Illinois State	DNP										
N. 25	UNLV	DNP										
N. 26	Washington	DNP										
N. 30	Washington	DNP										
D. 3	Arkansas State	DNP										
D. 7	SMU	DNP										
D. 10	Wofford	DNP										
D. 18	Texas Southern	DNP										
D. 21	Bradley	DNP										
D. 30	Kansas	DNP										
J. 3	Oklahoma											
J. 7	West Virginia											
J. 11	Texas											
J. 14	Iowa State											
J. 18	Texas Tech											
J. 21	Baylor											
J. 23	Oklahoma State											
J. 28	Auburn											
F. 1	K-State											
F. 4	Texas											
F. 7	Texas Tech											
F. 11	Baylor											
F. 15	Oklahoma State											
F. 18	Iowa State											
F. 22	Kansas											
F. 25	West Virginia											
M. 1	K-State											
M. 4	Oklahoma											

CAREER STATISTICS

Season	GP / S	Min-Avg	FG-A	Pct	3FG-A	Pct	FT-A	Pct	O-D-T	Avg	PF	FO	A	TO	Blk	Stl	Pts-Avg
2016-17	0/0	0-0.0	0-0	.000	0-0	.000	0-0	.000	0-0-0	0.0	0	0	0	0	0	0	0-0
TOTAL	0/0	0-0.0	0-0	.000	0-0	.000	0-0	.000	0-0-0	0.0	0	0	0	0	0	0	0-0



Josh Parrish | No. 5

6-5 | 220 | G | FR | Arlington,
Texas

CAREER HIGHS

Points: 6 (12/18/16 vs. Texas Southern)	FGs: 2 (12/18/16 vs. Texas Southern)
Rebounds: 3 (11/14/16 vs. Alabama St.)	FGs Att: 4 (11/14/16 vs. Alabama St.)
Assists: 1, 2x (last 11/14/16 vs. Alabama St.)	3FGs: 1 (12/18/16 vs. Texas Southern)
Steals: 1 (12/18/16 vs. Texas Southern)	3FGs Att: 1, 2x (last 12/18/16 vs. TX Southern)
Blocks: --	FTs: 1 (12/18/16 vs. Texas Southern)
Minutes: 18 (11/11/16 vs. St. Thomas)	FTs Att: 2 (12/18/16 vs. Texas Southern)


SEASON HIGHS

Points: 6 (12/18/16 vs. Texas Southern)	FGs: 2 (12/18/16 vs. Texas Southern)
Rebounds: 3 (11/14/16 vs. Alabama St.)	FGs Att: 4 (11/14/16 vs. Alabama St.)
Assists: 1, 2x (last 11/14/16 vs. Alabama St.)	3FGs: 1 (12/18/16 vs. Texas Southern)
Steals: 1 (12/18/16 vs. Texas Southern)	3FGs Att: 1, 2x (last 12/18/16 vs. TX Southern)
Blocks: --	FTs: 1 (12/18/16 vs. Texas Southern)
Minutes: 18 (11/11/16 vs. St. Thomas)	FTs Att: 2 (12/18/16 vs. Texas Southern)

Date	Opponent	Min	FG-A	3FG-A	FT-A	Rbs (O-D-T)	PF	A	TO	Blk	Stl	Pts
N. 11	Saint Thomas	18	0-0	0-0	0-0	0-1-1	1	1	1	0	0	0
N. 14	Alabama State	9	0-4	0-1	0-0	2-1-3	0	1	0	0	0	0
N. 18	Jacksonville State	DNP										
N. 21	Illinois State	DNP										
N. 25	UNLV	DNP										
N. 26	Washington	0+	0-0	0-0	0-0	0-0-0	0	0	0	0	0	0
N. 30	Washington	1	0-0	0-0	0-0	0-0-0	0	0	0	0	0	0
D. 3	Arkansas State	DNP										
D. 7	SMU	DNP										
D. 10	Wofford	DNP										
D. 18	Texas Southern	10	2-2	1-1	1-2	0-1-1	2	0	0	0	1	6
D. 21	Bradley	4	1-1	0-0	0-0	0-0-0	1	0	1	0	0	2
D. 30	Kansas	DNP										
J. 3	Oklahoma											
J. 7	West Virginia											
J. 11	Texas											
J. 14	Iowa State											
J. 18	Texas Tech											
J. 21	Baylor											
J. 23	Oklahoma State											
J. 28	Auburn											
F. 1	K-State											
F. 4	Texas											
F. 7	Texas Tech											
F. 11	Baylor											
F. 15	Oklahoma State											
F. 18	Iowa State											
F. 22	Kansas											
F. 25	West Virginia											
M. 1	K-State											
M. 4	Oklahoma											

CAREER STATISTICS

Season	GP / S	Min-Avg	FG-A	Pct	3FG-A	Pct	FT-A	Pct	O-D-T	Avg	PF	FO	A	TO	Blk	Stl	Pts-Avg
2016-17	6 / 0	42-7.0	3-7	.429	1-2	.500	1-2	.500	2-3-5	0.8	4	0	2	2	0	1	8-1.3
TOTAL	6 / 0	42-7.0	3-7	.429	1-2	.500	1-2	.500	2-3-5	0.8	4	0	2	2	0	1	8-1.3



Vladimir Brodziansky | No. 10

6-11 | 220 | F | JR | Prievidza,
Slovakia

CAREER HIGHS

Points: 28 (12/30/16 vs. Kansas)
Rebounds: 12 (1/16/16 @ Kansas)
Assists: 5 (11/13/15 vs. Southeastern La.)
Steals: 2, 3x (last 3/9/16 vs. Texas Tech)
Blocks: 5, 2x (last 12/10/16 vs. Wofford)
Minutes: 35 (12/2/15 vs. SMU)

FGs: 9 (12/30/16 vs. Kansas)
FGs Att: 19 (12/30/16 vs. Kansas)
3FGs: 2, 3x (last 3/9/16 vs. Texas Tech)
3FGs Att: 5 (3/9/16 vs. Texas Tech)
FTs: 10 (2x, last 12/30/16 vs. Kansas)
FTs Att: 13 (11/21/16 vs. Illinois State)

SEASON HIGHS

Points: 28 (12/30/16 vs. Kansas)
Rebounds: 9 (12/30/16 vs. Kansas)
Assists: 1, 3x (last 12/3/16 vs. Arkansas St.)
Steals: 1, 5x (last 12/21/16 vs. Bradley)
Blocks: 5, 2x (last 12/10/16 vs. Wofford)
Minutes: 31 (12/30/16 vs. Kansas)

FGs: 9 (12/30/16 vs. Kansas)
FGs Att: 19 (12/30/16 vs. Kansas)
3FGs: --
3FGs Att: 1, 4x (last 11/26/16 vs. Washington)
FTs: 10 (2x, last 12/30/16 vs. Kansas)
FTs Att: 13 (11/21/16 vs. Illinois State)

Date	Opponent	Min	FG-A	3FG-A	FT-A	Rbs (O-D-T)	PF	A	TO	Blk	Stl	Pts
N. 11	Saint Thomas	13	0-1	0-1	0-2	1-3-4	1	0	0	0	0	0
N. 14	Alabama State	14	4-5	0-0	0-0	3-3-6	3	0	1	0	1	8
N. 18	Jacksonville State	14	2-5	0-1	4-4	2-0-2	0	0	1	4	0	8
N. 21	Illinois State	24	7-8	0-0	10-13	2-4-6	1	1	1	1	0	24
N. 25	UNLV	23	4-8	0-1	6-8	3-2-5	2	0	1	3	0	14
N. 26	Washington	16	4-8	0-1	4-4	3-3-6	4	0	1	2	1	12
N. 30	Washington	19	3-7	0-0	1-3	2-2-4	2	1	0	3	1	7
D. 3	Arkansas State	27	7-7	0-0	4-5	0-6-6	1	1	1	5	1	18
D. 7	SMU	23	4-4	0-0	4-4	0-3-3	3	0	0	2	0	12
D. 10	Wofford *	23	4-10	0-0	2-3	3-5-8	1	0	0	5	0	10
D. 18	Texas Southern *	16	3-5	0-0	2-3	3-3-6	1	0	1	1	0	8
D. 21	Bradley *	13	2-5	0-0	0-1	2-3-5	1	0	1	1	1	4
D. 30	Kansas*	31	9-19	0-0	10-11	4-5-9	1	0	0	3	0	28
J. 3	Oklahoma											
J. 7	West Virginia											
J. 11	Texas											
J. 14	Iowa State											
J. 18	Texas Tech											
J. 21	Baylor											
J. 23	Oklahoma State											
J. 28	Auburn											
F. 1	K-State											
F. 4	Texas											
F. 7	Texas Tech											
F. 11	Baylor											
F. 15	Oklahoma State											
F. 18	Iowa State											
F. 22	Kansas											
F. 25	West Virginia											
M. 1	K-State											
M. 4	Oklahoma											

CAREER STATISTICS

Season	GP / S	Min-Avg	FG-A	Pct	3FG-A	Pct	FT-A	Pct	O-D-T	Avg	PF	FO	A	TO	Blk	Stl	Pts-Avg
2015-16	33 / 17	720-21.8	120-231	.519	14-43	.326	66-96	.688	58-92-150	4.5	71	2	18	41	34	8	320-9.7
2016-17	13 / 4	256-19.7	53-92	.576	0-4	.000	47-61	.770	28-42-70	5.4	21	0	3	8	30	5	153-11.8
TOTAL	46 / 21	976-21.2	173-323	.536	14-47	.298	113-157	.720	86-134-220	4.8	92	2	21	49	64	13	473-10.3



Brandon Parrish | No. 11

6-6 | 210 | G | SR | Arlington,
Texas

CAREER HIGHS

Points: 22 (11/20/14 vs. New Orleans)
Rebounds: 7, 3x (last 11/21/16 vs. Illinois State)
Assists: 4, 3x (12/5/15 vs. Colgate)
Steals: 2, 14x (last 12/10/16 vs. Wofford)
Blocks: 5 (12/20/14 vs. UTSA)
Minutes: 40, 2x (last 3/5/16 vs. Oklahoma)

FGs: 8, 2x (last 11/18/16 vs. JSU)
FGs Att: 17 (1/11/14 at Baylor)
3FGs: 5 (1/9/16 vs. Texas)
3FGs Att: 8 (1/4/14 vs West Virginia)
FTs: 6, 2x (11/20/14 vs. New Orleans)
FTs Att: 7 (11/20/14 vs. New Orleans)

SEASON HIGHS

Points: 20 (11/18/16 vs. JSU)
Rebounds: 7 (11/21/16 vs. Illinois State)
Assists: 3 (11/21/16 vs. Illinois State)
Steals: 2, 2x (last 12/10/16 vs. Wofford)
Blocks: 1 (12/7/16 @ SMU)
Minutes: 29 (11/21/16 vs. Illinois State)

FGs: 8 (11/18/16 vs. JSU)
FGs Att: 11 (11/18/16 vs. JSU)
3FGs: 4 (11/18/16 vs. JSU)
3FGs Att: 6, 3x (last 12/10/16 vs. Wofford)
FTs: 2, 2x (last 11/21/16 vs. Illinois State)
FTs Att: 3 (11/11/16 vs. St. Thomas)

Date	Opponent	Min	FG-A	3FG-A	FT-A	Rbs (O-D-T)	PF	A	TO	Blk	Stl	Pts
N. 11	Saint Thomas	21	4-7	2-5	2-3	1-3-4	2	1	0	0	0	12
N. 14	Alabama State	24	4-5	2-3	0-0	1-3-4	3	2	0	0	2	10
N. 18	Jacksonville State *	28	8-11	4-6	0-0	2-4-6	2	0	0	0	1	20
N. 21	Illinois State	29	1-4	1-2	2-2	0-7-7	4	3	0	0	1	5
N. 25	UNLV	13	2-7	2-6	0-0	0-2-2	4	0	2	0	0	6
N. 26	Washington	28	1-3	0-2	1-2	0-2-2	1	0	0	0	0	3
N. 30	Washington	20	2-6	0-2	0-0	0-2-2	2	0	0	0	0	4
D. 3	Arkansas State	15	1-2	1-2	0-0	0-2-2	1	1	0	0	0	3
D. 7	SMU	17	1-3	1-2	0-0	0-3-3	3	0	0	1	1	3
D. 10	Wofford	19	2-6	2-6	0-0	1-4-5	3	0	2	0	2	6
D. 18	Texas Southern	16	0-2	0-2	0-0	2-2-4	2	0	1	0	0	2
D. 21	Bradley	16	3-6	3-4	0-0	0-3-3	3	1	1	0	0	9
D. 30	Kansas	17	3-5	3-4	0-0	0-1-1	2	0	0	0	0	9
J. 3	Oklahoma											
J. 7	West Virginia											
J. 11	Texas											
J. 14	Iowa State											
J. 18	Texas Tech											
J. 21	Baylor											
J. 23	Oklahoma State											
J. 28	Auburn											
F. 1	K-State											
F. 4	Texas											
F. 7	Texas Tech											
F. 11	Baylor											
F. 15	Oklahoma State											
F. 18	Iowa State											
F. 22	Kansas											
F. 25	West Virginia											
M. 1	K-State											
M. 4	Oklahoma											

CAREER STATISTICS

Season	GP / S	Min-Avg	FG-A	Pct	3FG-A	Pct	FT-A	Pct	O-D-T	Avg	PF	FO	A	TO	Blk	Stl	Pts-Avg
2013-14	31 / 30	917-29.6	88-241	.365	34-105	.324	37-59	.627	31-64-95	3.1	63	1	26	35	7	16	247-8.0
2014-15	33 / 16	618-18.7	64-160	.400	23-65	.354	31-53	.585	19-37-56	1.7	49	0	17	31	14	20	182-5.5
2015-16	33 / 33	1021-30.9	100-237	.422	44-106	.415	43-73	.589	25-89-114	3.5	77	3	44	54	12	17	287-8.7
2016-17	13 / 1	263-20.2	32-67	.478	21-46	.457	5-7	.714	7-38-45	3.5	32	0	8	6	1	7	90-6.9
TOTAL	110 / 80	2819-25.6	284-705	.403	122-322	.379	116-192	.604	82-228-310	2.8	221	4	95	126	34	60	806-7.3



Kouat Noi | No. 12
6-7 | 205 | F | FR | Newcastle,
Australia

CAREER HIGHS

Points: -- FGs: --
Rebounds: -- FGs Att: --
Assists: -- 3FGs: --
Steals: -- 3FGs Att: --
Blocks: -- FTs: --
Minutes: -- FTs Att: --

SEASON HIGHS

Points: -- FGs: --
Rebounds: -- FGs Att: --
Assists: -- 3FGs: --
Steals: -- 3FGs Att: --
Blocks: -- FTs: --
Minutes: -- FTs Att: --

Date	Opponent	Min	FG-A	3FG-A	FT-A	Rbs (O-D-T)	PF	A	TO	Blk	Stl	Pts
N. 11	Saint Thomas	DNP										
N. 14	Alabama State	DNP										
N. 18	Jacksonville State	DNP										
N. 21	Illinois State	DNP										
N. 25	UNLV	DNP										
N. 26	Washington	DNP										
N. 30	Washington	DNP										
D. 3	Arkansas State	DNP										
D. 7	SMU	DNP										
D. 10	Wofford	DNP										
D. 18	Texas Southern	DNP										
D. 21	Bradley	DNP										
D. 30	Kansas	DNP										
J. 3	Oklahoma											
J. 7	West Virginia											
J. 11	Texas											
J. 14	Iowa State											
J. 18	Texas Tech											
J. 21	Baylor											
J. 23	Oklahoma State											
J. 28	Auburn											
F. 1	K-State											
F. 4	Texas											
F. 7	Texas Tech											
F. 11	Baylor											
F. 15	Oklahoma State											
F. 18	Iowa State											
F. 22	Kansas											
F. 25	West Virginia											
M. 1	K-State											
M. 4	Oklahoma											

CAREER STATISTICS

Season	GP / S	Min-Avg	FG-A	Pct	3FG-A	Pct	FT-A	Pct	O-D-T	Avg	PF	FO	A	TO	Blk	Stl	Pts-Avg
2016-17	0/0	0-0.0	0-0	.000	0-0	.000	0-0	.000	0-0-0	0.0	0	0	0	0	0	0	0-0
TOTAL	0/0	0-0.0	0-0	.000	0-0	.000	0-0	.000	0-0-0	0.0	0	0	0	0	0	0	0-0



JD Miller | No. 15
6-8 | 235 | F | SO | Dallas, Texas

CAREER HIGHS

Points: 19 (2/20/16 @ Iowa State) FGs: 7, 2x (last 11/14/16 vs. Alabama St.)
Rebounds: 12 (12/8/15 at Washington) FGs Att: 12, 3x (last 2/23/16 @ Texas Tech)
Assists: 3 (2/23/16 @ Texas Tech) 3FGs: 2 (2x, last 12/30/16 vs. Kansas)
Steals: 3 (3/10/16 vs. West Virginia) 3FGs Att: 5 (12/30/16 vs. Kansas)
Blocks: 5 (11/13/15 vs. Southeastern La.) FTs: 7 (2/6/16 vs. Kansas)
Minutes: 34 (2/23/16 @ Texas Tech) FTs Att: 8 (2/6/16 vs. Kansas)

SEASON HIGHS

Points: 17 (11/14/16 vs. Alabama St.) FGs: 7 (11/14/16 vs. Alabama St.)
Rebounds: 8 (2x, last 12/30/16 vs. Kansas) FGs Att: 10 (12/3/16 vs. Arkansas St.)
Assists: 2, 5x (last 12/30/16 vs. Kansas) 3FGs: 2 (12/30/16 vs. Kansas)
Steals: 2 (12/10/16 vs. Wofford) 3FGs Att: 5 (12/30/16 vs. Kansas)
Blocks: 2 (12/18/16 vs. Texas Southern) FTs: 3 (12/10/16 vs. Wofford)
Minutes: 25 (12/3/16 vs. Arkansas St.) FTs Att: 5 (12/30/16 vs. Kansas)

Date	Opponent	Min	FG-A	3FG-A	FT-A	Rbs (O-D-T)	PF	A	TO	Blk	Stl	Pts
N. 11	Saint Thomas *	18	4-8	1-4	1-2	2-5-7	2	0	1	0	1	10
N. 14	Alabama State *	19	7-9	1-3	2-3	2-2-4	3	2	1	1	0	17
N. 18	Jacksonville State	DNP										
N. 21	Illinois State *	9	2-3	0-1	1-2	1-1-2	1	0	2	0	0	5
N. 25	UNLV *	12	1-3	0-0	0-0	0-1-1	3	0	1	0	0	2
N. 26	Washington *	12	4-4	1-1	0-0	0-2-2	1	0	3	0	0	9
N. 30	Washington *	19	5-8	1-2	1-4	0-1-1	0	1	0	1	1	12
D. 3	Arkansas State *	25	3-10	0-3	2-2	1-7-8	1	2	0	1	1	8
D. 7	SMU *	16	1-6	0-1	0-0	2-1-3	2	1	0	0	1	2
D. 10	Wofford *	23	4-7	1-3	3-4	1-3-4	0	2	1	1	2	12
D. 18	Texas Southern *	18	3-8	1-4	2-2	2-3-5	0	2	2	2	1	9
D. 21	Bradley *	21	2-8	1-4	2-2	0-3-3	2	1	1	1	1	7
D. 30	Kansas*	23	2-6	2-5	2-5	2-6-8	0	2	2	1	1	8
J. 3	Oklahoma											
J. 7	West Virginia											
J. 11	Texas											
J. 14	Iowa State											
J. 18	Texas Tech											
J. 21	Baylor											
J. 23	Oklahoma State											
J. 28	Auburn											
F. 1	K-State											
F. 4	Texas											
F. 7	Texas Tech											
F. 11	Baylor											
F. 15	Oklahoma State											
F. 18	Iowa State											
F. 22	Kansas											
F. 25	West Virginia											
M. 1	K-State											
M. 4	Oklahoma											

CAREER STATISTICS

Season	GP / S	Min-Avg	FG-A	Pct	3FG-A	Pct	FT-A	Pct	O-D-T	Avg	PF	FO	A	TO	Blk	Stl	Pts-Avg
2015-16	33 / 3	640-19.4	72-189	.381	6-20	.300	73-103	.709	63-78-141	4.3	52	0	21	50	18	26	223-6.8
2016-17	12 / 12	215-17.9	38-80	.475	9-31	.290	16-26	.615	13-35-48	4.0	15	0	13	14	8	9	101-8.4
TOTAL	45 / 15	855-19.0	110-269	.409	15-51	.294	89-129	.690	76-113-189	4.2	67	0	34	64	26	35	324-7.2



Dalton Dry | No. 20

6-3 | 190 | G | JR | Fort Worth,
Texas

CAREER HIGHS

Points: 3, 2x (last 11/14/16 vs. Alabama St.)

Rebounds: 2, 4x (last 3/10/16 vs. West Virginia)

Assists: 1, 5x (last 12/21/16 vs. Bradley)

Steals: 2 (11/19/15 vs. Houston Baptist)

Blocks: 1 (11/14/14 vs. Prairie View)

Minutes: 16 (11/19/15 vs. Houston Baptist)

FGs: 1, 5x (last 11/14/16 vs. Alabama St.)

FGs Att: 3 (11/24/14 vs. Mississippi Valley St.)

3FGs: 1, 2x (last 11/14/16 vs. Alabama St.)

3FGs Att: 3 (11/24/14 vs. Mississippi Valley St.)

FTs: 1, 2x (last 3/10/16 vs. West Virginia)

FTs Att: 2, 4x (last 12/18/16 vs. Texas Southern)

SEASON HIGHS

Points: 3 (11/14/16 vs. Alabama St.)

Rebounds: 1, 2x (last 12/18/16 vs. Texas S'ern)

Assists: 1, 2x (last 12/21/16 vs. Bradley)

Steals: 1 (11/14/16 vs. Alabama St.)

Blocks: --

Minutes: 6, 2x (last 12/18/16 vs. TX Southern)

FGs: 1 (11/14/16 vs. Alabama St.)

FGs Att: 2 (11/14/16 vs. Alabama St.)

3FGs: 1 (11/14/16 vs. Alabama St.)

3FGs Att: 2 (11/14/16 vs. Alabama St.)

FTs: --

FTs Att: 2 (12/18/16 vs. Texas Southern)

Date	Opponent	Min	FG-A	3FG-A	FT-A	Rbs (O-D-T)	PF	A	TO	Blk	Stl	Pts
N. 11	Saint Thomas	4	0-1	0-1	0-0	0-1-1	0	0	0	0	0	0
N. 14	Alabama State	6	1-2	1-2	0-0	0-0-0	2	0	0	0	1	3
N. 18	Jacksonville State	DNP										
N. 21	Illinois State	DNP										
N. 25	UNLV	DNP										
N. 26	Washington	0+	0-0	0-0	0-0	0-0-0	0	0	0	0	0	0
N. 30	Washington	1	0-0	0-0	0-0	0-0-0	0	0	0	0	0	0
D. 3	Arkansas State	DNP										
D. 7	SMU	DNP										
D. 10	Wofford	DNP										
D. 18	Texas Southern	6	0-1	0-0	0-2	0-1-1	0	1	1	0	0	0
D. 21	Bradley	3	0-0	0-0	0-0	0-0-0	1	0	0	0	0	0
D. 30	Kansas	DNP										
J. 3	Oklahoma											
J. 7	West Virginia											
J. 11	Texas											
J. 14	Iowa State											
J. 18	Texas Tech											
J. 21	Baylor											
J. 23	Oklahoma State											
J. 28	Auburn											
F. 1	K-State											
F. 4	Texas											
F. 7	Texas Tech											
F. 11	Baylor											
F. 15	Oklahoma State											
F. 18	Iowa State											
F. 22	Kansas											
F. 25	West Virginia											
M. 1	K-State											
M. 4	Oklahoma											

CAREER STATISTICS

Season	GP / S	Min-Avg	FG-A	Pct	3FG-A	Pct	FT-A	Pct	O-D-T	Avg	PF	FO	A	TO	Blk	Stl	Pts-Avg
2014-15	10 / 0	38-3.8	2-5	.400	1-2	.500	0-2	.000	1-5-6	0.6	5	0	1	3	1	2	5-0.5
2015-16	16 / 0	68-4.3	2-8	.250	0-1	.000	2-6	.333	5-4-9	0.6	14	0	2	6	0	3	6-0.4
2016-17	6 / 0	20-3.3	1-4	.250	1-3	.333	0-2	.000	0-2-2	0.3	2	0	2	1	0	1	3-0.5
TOTAL	32 / 0	126-3.9	5-17	.294	2-6	.333	2-10	.200	6-11-17	0.5	21	0	5	10	1	6	14-0.4



Alex Robinson | No. 25

6-1 | 180 | G | SO | Fort Worth,
Texas

CAREER HIGHS

Points: 24 (11/26/16 vs. Washington)

Rebounds: 7 (11/14/14 vs. Northwestern State)

Assists: 10, 2x (last 12/7/16 @ SMU)

Steals: 4 (12/3/16 vs. Arkansas St.)

Blocks: 1, 7x (last 12/30/16 vs. Kansas)

Minutes: 36 (1/10/15 vs. Kentucky)

FGs: 7, 5x (last 11/30/16 vs. Washington)

FGs Att: 16 (11/30/16 vs. Washington)

3FGs: 4 (11/26/16 vs. Washington)

3FGs Att: 6, 2x (last 11/26/16 vs. Washington)

FTs: 6 (11/26/16 vs. Washington)

FTs Att: 9 (11/26/16 vs. Washington)

SEASON HIGHS

Points: 24 (11/26/16 vs. Washington)

Rebounds: 3, 2x (last 11/18/16 vs. JSU)

Assists: 10 (12/7/16 @ SMU)

Steals: 4 (12/3/16 vs. Arkansas St.)

Blocks: 1, 5x (last 12/30/16 vs. Kansas)

Minutes: 34 (12/10/16 vs. Wofford)

FGs: 7, 3x (last 11/30/16 vs. Washington)

FGs Att: 16 (11/30/16 vs. Washington)

3FGs: 4 (11/26/16 vs. Washington)

3FGs Att: 6, 2x (last 11/26/16 vs. Washington)

FTs: 6 (11/26/16 vs. Washington)

FTs Att: 9 (11/26/16 vs. Washington)

Date	Opponent	Min	FG-A	3FG-A	FT-A	Rbs (O-D-T)	PF	A	TO	Blk	Stl	Pts
N. 11	Saint Thomas	28	7-11	2-6	0-0	0-3-3	2	3	1	0	3	16
N. 14	Alabama State	29	3-7	0-1	1-2	0-1-1	1	8	4	1	2	7
N. 18	Jacksonville State	31	3-8	2-4	2-4	0-3-3	2	5	1	0	2	10
N. 21	Illinois State	32	5-8	1-1	3-5	0-1-1	2	6	2	0	3	14
N. 25	UNLV *	27	2-9	0-2	1-6	0-1-1	0	4	1	1	3	5
N. 26	Washington	31	7-13	4-6	6-9	2-2-4	2	4	6	0	2	24
N. 30	Washington	32	7-16	1-2	1-1	0-2-2	0	7	2	1	3	16
D. 3	Arkansas State	26	1-5	0-1	1-2	0-2-2	2	5	3	0	4	3
D. 7	SMU	29	5-10	1-4	1-2	0-1-1	1	10	2	0	0	12
D. 10	Wofford *	34	1-6	1-2	1-2	1-1-2	2	5	3	0	1	4
D. 18	Texas Southern *	24	5-9	2-3	1-2	0-2-2	1	5	1	0	1	13
D. 21	Bradley *	24	1-6	0-1	3-4	1-4-5	0	4	2	1	1	5
D. 30	Kansas *	27	5-10	0-2	0-1	0-0-0	4	4	2	1	2	10
J. 3	Oklahoma											
J. 7	West Virginia											
J. 11	Texas											
J. 14	Iowa State											
J. 18	Texas Tech											
J. 21	Baylor											
J. 23	Oklahoma State											
J. 28	Auburn											
F. 1	K-State											
F. 4	Texas											
F. 7	Texas Tech											
F. 11	Baylor											
F. 15	Oklahoma State											
F. 18	Iowa State											
F. 22	Kansas											
F. 25	West Virginia											
M. 1	K-State											
M. 4	Oklahoma											

CAREER STATISTICS

Season	GP / S	Min-Avg	FG-A	Pct	3FG-A	Pct	FT-A	Pct	O-D-T	Avg	PF	FO	A	TO	Blk	Stl	Pts-Avg
2014-15 *	32 / 0	601-18.8	65-155	.419	13-36	.361	22-37	.595	15-60-75	2.3	45	0	84	53	2	15	165-5.2
2016-17	13 / 5	374-28.8	52-118	.441	14-35	.400	21-40	.525	4-23-27	2.1	19	0	70	30	5	27	139-10.7
TOTAL	45 / 5	975-21.7	117-273	.429	27-71	.380	43-77	.558	19-83-102	2.3	64	0	154	83	7	42	304-6.8

* - indicates totals at Texas A&M



Karviar Shepherd | No. 32

6-11 | 230 | F | SR | Dallas, Texas

CAREER HIGHS

Points: 19 (3/12/14 vs. Baylor)
Rebounds: 19 (11/28/15 vs. Delaware State)
Assists: 6 (11/19/15 vs. Houston Baptist)
Steals: 2, 11x (last 12/21/16 vs. Bradley)
Blocks: 5, 2x (12/29/13 vs Texas Southern)
Minutes: 40 (1/18/14 vs Texas Tech)

FGs: 6, 6x (1/30/16 vs. Tennessee)
FGs Att: 15 (2/22/14 vs Iowa State)
3FGs: 2 (12/20/15 vs. Abilene Christian)
3FGs Att: 2, 3x (12/20/15 vs. Abilene Christian)
FTs: 10 (1/4/16 vs. West Virginia)
FTs Att: 11 (1/4/16 vs. West Virginia)

SEASON HIGHS

Points: 14 (11/11/16 vs. St. Thomas)
Rebounds: 8, 2x (last 12/21/16 vs. Bradley)
Assists: 3 (11/26/16 vs. Washington)
Steals: 2, 2x (last 12/21/16 vs. Bradley)
Blocks: 1, 2x (last 12/3/16 vs. Arkansas St.)
Minutes: 30 (11/18/16 vs. JSU)

FGs: 5 (11/26/16 vs. Washington)
FGs Att: 8 (11/18/16 vs. JSU)
3FGs: 1 (11/11/16 vs. St. Thomas)
3FGs Att: 1 (11/11/16 vs. St. Thomas)
FTs: 5, 2x (last 11/26/16 vs. Washington)
FTs Att: 6, 2x (last 11/26/16 vs. Washington)

Date	Opponent	Min	FG-A	3FG-A	FT-A	Rbs (O-D-T)	PF	A	TO	Blk	Stl	Pts
N. 11	Saint Thomas *	13	4-6	1-1	5-6	4-2-6	3	1	0	0	0	14
N. 14	Alabama State *	19	4-7	0-0	2-4	2-6-8	2	2	2	0	0	10
N. 18	Jacksonville State *	30	2-8	0-0	2-2	3-1-4	0	2	2	0	0	6
N. 21	Illinois State *	15	1-3	0-0	0-2	0-3-3	3	0	0	1	1	2
N. 25	UNLV *	15	1-3	0-0	0-0	0-2-2	1	1	3	0	1	2
N. 26	Washington *	20	5-6	0-0	5-6	1-4-5	2	3	2	0	1	15
N. 30	Washington *	7	0-1	0-0	0-0	0-0-0	4	0	2	0	0	0
D. 3	Arkansas State *	10	1-2	0-0	0-0	0-1-1	3	1	0	1	0	2
D. 7	SMU *	13	1-2	0-0	0-0	0-0-0	0	0	0	0	0	2
D. 10	Wofford	11	1-1	0-0	3-4	0-2-2	1	0	2	0	0	5
D. 18	Texas Southern	12	2-4	0-0	2-2	3-3-6	2	1	0	0	2	6
D. 21	Bradley	17	3-5	0-0	3-4	6-2-8	2	0	0	1	2	9
D. 30	Kansas	5	1-1	0-0	0-0	0-1-1	1	0	2	0	0	2
J. 3	Oklahoma											
J. 7	West Virginia											
J. 11	Texas											
J. 14	Iowa State											
J. 18	Texas Tech											
J. 21	Baylor											
J. 23	Oklahoma State											
J. 28	Auburn											
F. 1	K-State											
F. 4	Texas											
F. 7	Texas Tech											
F. 11	Baylor											
F. 15	Oklahoma State											
F. 18	Iowa State											
F. 22	Kansas											
F. 25	West Virginia											
M. 1	K-State											
M. 4	Oklahoma											

CAREER STATISTICS

Season	GP / S	Min-Avg	FG-A	Pct	3FG-A	Pct	FT-A	Pct	O-D-T	Avg	PF	FO	A	TO	Blk	Stl	Pts-Avg
2013-14	30 / 30	923-30.8	91-222	.410	1-2	.500	91-128	.711	54-150-204	6.8	103	3	24	41	49	20	274-9.1
2014-15	33 / 32	784-23.8	80-187	.428	0-3	.000	42-74	.568	60-127-187	5.7	101	3	28	41	27	17	202-6.1
2015-16	29 / 23	594-20.5	77-196	.393	5-16	.313	48-71	.676	46-106-152	5.2	73	1	24	46	21	14	207-7.1
2016-17	13 / 9	187-14.4	26-49	.531	1-1	1.000	22-30	.733	19-27-46	3.5	24	0	11	15	3	7	75-5.8
TOTAL	105 / 94	2488-23.7	274-654	.419	7-22	.318	203-303	.670	179-410-589	5.6	301	7	87	143	100	58	758-7.2



Chris Washburn | No. 33

6-8 | 240 | F | SR | Grand Prairie, Texas

CAREER HIGHS

Points: 17 (2/18/15 vs. Kansas State)
Rebounds: 12, 2x (last 1/28/15 vs. Kansas)
Assists: 5, 2x (1/30/16 vs. Tennessee)
Blocks: 4 (11/24/14 vs. Mississippi Valley St.)
Steals: 4, 3x (2/2/16 @ Oklahoma)
Minutes: 34 (3/11/15 vs. Kansas State)

FGs: 8 (3/11/15 vs. Kansas State)
FGs Att: 12 (2/2/16 @ Oklahoma)
3FGs: 1, 4x (last 3/10/16 vs. West Virginia)
3FGs Att: 2, 2x (last 3/10/16 vs. West Virginia)
FTs: 9 (2/18/15 vs. Kansas State)
FTs Att: 13 (2/18/15 vs. Kansas State)

SEASON HIGHS

Points: 15 (12/18/16 vs. Texas Southern)
Rebounds: 9 (12/18/16 vs. Texas Southern)
Assists: 2, 2x (last 12/18/16 vs. TX Southern)
Steals: 2 (11/30/16 vs. Washington)
Blocks: --
Minutes: 15 (11/11/16 vs. St. Thomas)

FGs: 5 (12/18/16 vs. Texas Southern)
FGs Att: 8 (12/18/16 vs. Texas Southern)
3FGs: --
3FGs Att: --
FTs: 5 (12/18/16 vs. Texas Southern)
FTs Att: 6 (12/18/16 vs. Texas Southern)

Date	Opponent	Min	FG-A	3FG-A	FT-A	Rbs (O-D-T)	PF	A	TO	Blk	Stl	Pts
N. 11	Saint Thomas	15	0-1	0-0	3-5	1-1-2	0	0	4	0	1	3
N. 14	Alabama State	9	0-0	0-0	0-0	0-2-2	4	1	2	0	1	0
N. 18	Jacksonville State	8	1-1	0-0	2-4	0-2-2	2	0	1	0	1	4
N. 21	Illinois State	DNP										
N. 25	UNLV	2	0-0	0-0	0-0	1-0-1	0	0	0	0	0	0
N. 26	Washington	4	0-0	0-0	0-0	1-0-1	2	0	2	0	1	0
N. 30	Washington	13	3-5	0-0	2-2	2-1-3	1	2	0	0	2	8
D. 3	Arkansas State	3	0-2	0-0	3-4	3-0-3	2	0	0	0	0	3
D. 7	SMU	5	1-1	0-0	0-0	2-0-2	0	0	1	0	0	2
D. 10	Wofford	6	0-0	0-0	1-5	0-0-0	0	0	0	0	0	1
D. 18	Texas Southern	11	5-8	0-0	5-6	4-5-9	3	2	0	0	0	15
D. 21	Bradley	10	1-2	0-0	0-0	0-3-3	3	1	1	0	1	2
D. 30	Kansas	4	0-0	0-0	0-0	0-0-0	1	0	0	0	0	0
J. 3	Oklahoma											
J. 7	West Virginia											
J. 11	Texas											
J. 14	Iowa State											
J. 18	Texas Tech											
J. 21	Baylor											
J. 23	Oklahoma State											
J. 28	Auburn											
F. 1	K-State											
F. 4	Texas											
F. 7	Texas Tech											
F. 11	Baylor											
F. 15	Oklahoma State											
F. 18	Iowa State											
F. 22	Kansas											
F. 25	West Virginia											
M. 1	K-State											
M. 4	Oklahoma											

CAREER STATISTICS

Season	GP / S	Min-Avg	FG-A	Pct	3FG-A	Pct	FT-A	Pct	O-D-T	Avg	PF	FO	A	TO	Blk	Stl	Pts-Avg
2012-13 *	32 / 4	478-14.9	46-97	.474	0-1	.000	48-97	.495	33-59-92	2.9	78	1	18	47	15	26	140-4.4
2014-15	33 / 33	790-23.9	91-189	.481	1-3	.333	50-95	.526	58-132-190	5.8	90	2	43	34	45	46	233-7.1
2015-16	22 / 17	535-24.3	48-137	.350	4-11	.364	46-84	.548	28-66-94	4.3	68	3	39	51	21	27	146-6.6
2016-17	12 / 0	90-7.5	11-20	.550	0-0	.000	16-26	.615	14-14-28	2.3	19	0	6	11	0	7	38-3.2
TOTAL	99 / 54	1893-19.1	196-443	.442	5-15	.333	160-302	.530	133-271-404	4.1	255	6	106	143	81	106	557-5.6

* - indicates totals at UTEP



Kenrich Williams | No. 34

6-7 | 210 | G | JR | Waco, Texas

CAREER HIGHS

Points: 17 (3/8/15 vs. Iowa State)
Rebounds: 18 (11/25/16 @ UNLV)
Assists: 7 (3/8/15 vs. Iowa State)
Steals: 3 (11/30/16 vs. Washington)
Blocks: 3, 5x (last 11/25/16 @ UNLV)
Minutes: 41 (1/26/15 at West Virginia)

FGs: 5, 6x (last 12/18/16 vs. Texas Southern)
FGs Att: 14 (1/28/15 vs. Kansas)
3FGs: 2, 5x (last 12/30/16 vs. Kansas)
3FGs Att: 7 (12/7/16 @ SMU)
FTs: 8 (3/8/15 vs. Iowa State)
FTs Att: 12 (12/10/16 vs. Wofford)

SEASON HIGHS

Points: 15 (12/3/16 vs. Arkansas St.)
Rebounds: 18 (11/25/16 @ UNLV)
Assists: 6 (11/30/16 vs. Wofford)
Steals: 3 (11/30/16 vs. Washington)
Blocks: 3 (11/25/16 @ UNLV)
Minutes: 39 (12/30/16 vs. Kansas)

FGs: 5, 3x (last 12/18/16 vs. Texas Southern)
FGs Att: 12 (11/21/16 vs. Illinois State)
3FGs: 2, 5x (last 12/30/16 vs. Kansas)
3FGs Att: 7 (12/7/16 @ SMU)
FTs: 7 (12/10/16 vs. Wofford)
FTs Att: 12 (12/10/16 vs. Wofford)

Date	Opponent	Min	FG-A	3FG-A	FT-A	Rbs (O-D-T)	PF	A	TO	Blk	Stl	Pts
N.11	Saint Thomas	DNP										
N.14	Alabama State	DNP										
N.18	Jacksonville State	20	3-6	2-2	1-3	1-1-2	0	1	0	0	1	9
N.21	Illinois State *	32	5-12	1-3	2-2	6-4-10	4	3	2	0	2	13
N.25	UNLV *	33	2-6	0-2	1-5	5-13-18	2	3	0	3	2	5
N.26	Washington *	26	3-6	2-3	3-4	3-4-7	3	0	0	1	1	11
N.30	Washington *	32	3-7	1-3	3-4	3-7-10	1	6	2	0	3	10
D.3	Arkansas State *	32	5-9	2-4	3-4	6-7-13	3	0	0	2	0	15
D.7	SMU *	32	3-10	2-7	0-3	4-9-13	5	1	0	0	0	8
D.10	Wofford *	29	2-4	0-2	7-12	4-9-13	1	4	0	1	0	13
D.18	Texas Southern *	22	5-7	1-1	1-2	2-4-6	1	2	0	1	0	12
D.21	Bradley *	23	3-7	1-2	3-4	6-2-8	0	1	0	1	2	10
D.30	Kansas *	39	3-9	2-5	3-4	3-8-11	3	2	2	0	1	11
J.3	Oklahoma											
J.7	West Virginia											
J.11	Texas											
J.14	Iowa State											
J.18	Texas Tech											
J.21	Baylor											
J.23	Oklahoma State											
J.28	Auburn											
F.1	K-State											
F.4	Texas											
F.7	Texas Tech											
F.11	Baylor											
F.15	Oklahoma State											
F.18	Iowa State											
F.22	Kansas											
F.25	West Virginia											
M.1	K-State											
M.4	Oklahoma											

CAREER STATISTICS

Season	GP / S	Min-Avg	FG-A	Pct	3FG-A	Pct	FT-A	Pct	O-D-T	Avg	PF	FO	A	TO	Blk	Stl	Pts-Avg
2014-15	33 / 17	917-27.8	102-214	.477	11-31	.355	68-112	.607	93-128-221	6.7	80	2	46	36	32	30	283-8.6
2016-17	11 / 10	320-29.1	37-83	.446	14-34	.412	27-47	.574	43-68-111	10.1	23	1	23	6	9	12	115-10.5
TOTAL	44-27	1237-28.1	139-297	.468	25-65	.385	95-159	.597	136-196-332	7.5	103	3	69	42	41	42	398-9.0



Austin Sottile | No. 45

6-6 | 225 | F | JR | Saint Louis, Mo.

CAREER HIGHS

Points: 2, 2x (last 12/18/16 vs. Texas Southern)
Rebounds: 1 (12/21/16 vs. Bradley)
Assists: 2 (12/18/16 vs. Texas Southern)
Steals: --
Blocks: --
Minutes: 6 (12/18/16 vs. Texas Southern)

FGs: 1, 2x (last 12/18/16 vs. Texas Southern)
FGs Att: 1, 2x (last 12/18/16 vs. Texas Southern)
3FGs: --
3FGs Att: --
FTs: --
FTs Att: --

SEASON HIGHS

Points: 2, 2x (last 12/18/16 vs. Texas Southern)
Rebounds: 1 (12/21/16 vs. Bradley)
Assists: 2 (12/18/16 vs. Texas Southern)
Steals: --
Blocks: --
Minutes: 6 (12/18/16 vs. Texas Southern)

FGs: 1, 2x (last 12/18/16 vs. Texas Southern)
FGs Att: 1, 2x (last 12/18/16 vs. Texas Southern)
3FGs: --
3FGs Att: --
FTs: --
FTs Att: --

Date	Opponent	Min	FG-A	3FG-A	FT-A	Rbs (O-D-T)	PF	A	TO	Blk	Stl	Pts
N.11	Saint Thomas	1	0-0	0-0	0-0	0-0-0	0	0	0	0	0	0
N.14	Alabama State	2	1-1	0-0	0-0	0-0-0	0	0	0	0	0	2
N.18	Jacksonville State	DNP										
N.21	Illinois State	DNP										
N.25	UNLV	DNP										
N.26	Washington	0+	0-0	0-0	0-0	0-0-0	0	0	0	0	0	0
N.30	Washington	1	0-0	0-0	0-0	0-0-0	0	0	0	0	0	0
D.3	Arkansas State	DNP										
D.7	SMU	DNP										
D.10	Wofford	DNP										
D.18	Texas Southern	6	1-1	0-0	0-0	0-0-0	0	2	0	0	0	2
D.21	Bradley	3	0-0	0-0	0-0	0-1-1	0	0	0	0	0	0
D.30	Kansas	DNP										
J.3	Oklahoma											
J.7	West Virginia											
J.11	Texas											
J.14	Iowa State											
J.18	Texas Tech											
J.21	Baylor											
J.23	Oklahoma State											
J.28	Auburn											
F.1	K-State											
F.4	Texas											
F.7	Texas Tech											
F.11	Baylor											
F.15	Oklahoma State											
F.18	Iowa State											
F.22	Kansas											
F.25	West Virginia											
M.1	K-State											
M.4	Oklahoma											

CAREER STATISTICS

Season	GP / S	Min-Avg	FG-A	Pct	3FG-A	Pct	FT-A	Pct	O-D-T	Avg	PF	FO	A	TO	Blk	Stl	Pts-Avg
2016-17	6 / 0	13-2.2	2-2	1.000	0-0	.000	0-0	.000	0-1-1	0.2	0	0	2	0	0	0	4-0.7
TOTAL	6 / 0	13-2.2	2-2	1.000	0-0	.000	0-0	.000	0-1-1	0.2	0	0	2	0	0	0	4-0.7

GAME NO. 1

TCU 82, ST. THOMAS 64

NOV. 11, 2016 // SCHOLLMAYER ARENA

St. Thomas 64 • 0-4

#	Player	Total		3-Ptr		Rebounds		PF	TP	A	TO	Bk	Stl	Min
		FG	FGA	FG	FGA	FT	FTA							
46	Jason Brancato	f	5-9	1-3	2-4	2	2	4	13	4	3	0	0	23
40	Josh Bearden	f	4-9	2-4	4-5	0	0	0	3	14	0	3	0	24
03	Kennard Robinson	g	1-3	1-2	0-0	1	3	4	2	3	1	3	0	29
05	Ricardo Marquez	g	3-6	2-3	0-0	0	7	7	3	8	4	3	1	29
23	Bryon Makel	g	1-2	1-1	2-2	0	2	2	1	5	4	1	0	34
01	Lennard Robinson	g	0-1	0-1	1-2	0	4	4	0	1	3	2	0	1
12	Michael Alfred	g	1-2	0-1	0-0	0	0	0	1	2	0	1	0	5
28	Sam Flores	g	0-2	0-2	0-0	0	0	0	0	0	0	0	0	1
32	Peter Ellwanger	g	0-1	0-1	0-0	0	0	0	1	0	0	1	0	12
33	Josh Chilo	g	2-2	0-0	0-0	0	1	1	0	4	0	1	0	6
24	Nathan Thormaehlen	g	2-3	1-2	0-0	0	1	1	0	5	1	0	0	6
42	Keaton Shaw	g	2-11	0-8	0-0	0	0	0	1	4	0	2	0	15
50	Paul Teuton	g	2-2	1-1	0-0	1	0	1	1	5	0	0	0	6
Team														3
Totals		23-53		9-29		9-13		7		20		27		200

FG % 1st Half: 11-25 44.0% 2nd half: 12-28 42.9% Game: 23-53 43.4%
3FG % 1st Half: 6-13 46.2% 2nd half: 3-16 18.8% Game: 9-29 31.0%
FT % 1st Half: 9-13 69.2% 2nd half: 0-0 0.0% Game: 9-13 69.2%

TCU 82 • 1-0

#	Player	Total		3-Ptr		Rebounds		PF	TP	A	TO	Bk	Stl	Min
		FG	FGA	FG	FGA	FT	FTA							
15	Miller, JD	f	4-8	1-4	1-2	2	5	7	2	10	0	1	0	18
32	Shepherd, Karviar	f	4-6	1-1	5-6	4	6	3	14	1	0	0	0	13
00	Fisher, Jaylen	g	6-14	2-2	1-2	0	1	2	1	13	7	1	4	27
01	Bane, Desmond	g	5-8	1-2	1-1	1	2	3	3	12	0	1	1	18
02	Trent, Malique	g	0-5	0-4	2-2	0	2	2	1	2	5	1	2	24
05	Parrish, Josh	g	0-0	0-0	0-0	0	1	1	0	1	0	1	0	9
10	Brodziansky, Vlad	g	0-1	0-1	0-2	1	3	4	1	0	0	0	0	13
11	Parrish, Brandon	g	4-7	2-5	2-3	1	3	4	2	12	1	0	0	21
20	Dry, Dalton	g	0-1	0-1	0-0	0	1	1	0	0	0	0	0	4
25	Robinson, Alex	g	7-11	2-6	0-0	0	3	3	2	16	3	1	0	28
23	Washburn, Chris	g	0-1	0-0	3-5	1	1	2	0	3	0	4	0	15
45	Sottile, Austin	g	0-0	0-0	0-0	0	0	0	0	0	0	0	0	1
Team														4
Totals		30-62		7-26		15-23		14		24		38		200

FG % 1st Half: 16-31 51.6% 2nd half: 14-31 45.2% Game: 30-62 48.4%
3FG % 1st Half: 4-13 30.8% 2nd half: 3-13 23.1% Game: 7-26 26.9%
FT % 1st Half: 9-16 56.3% 2nd half: 6-7 85.7% Game: 15-23 65.2%

Officials: Greg Renegar, Gary Maxwell, Tyler Kumpf
Technical fouls: St. Thomas-None. TCU-None.
Attendance: 6075

Score by periods				1st	2nd	Total
St. Thomas				37	27	64
TCU				45	37	82

GAME NO. 2

TCU 98, ALABAMA STATE 62

NOV. 14, 2016 // SCHOLLMAYER ARENA

Alabama State 62 • 0-2

#	Player	Total		3-Ptr		Rebounds		PF	TP	A	TO	Bk	Stl	Min
		FG	FGA	FG	FGA	FT	FTA							
06	Amir Warnock	f	0-1	0-0	0-0	2	2	4	3	0	0	2	1	9
01	Rodney Simeon	f	4-8	3-6	2-2	0	1	1	4	13	0	1	0	25
14	Tony Armstrong	g	5-13	0-0	6-16	5	3	8	1	18	2	2	0	32
03	Toronto Thomas	g	2-4	1-3	0-0	0	1	0	1	5	3	4	0	28
09	Terrance LeFlore	g	3-8	0-2	2-2	0	2	2	2	8	3	7	1	27
02	Corvon Butler	g	3-5	0-0	0-0	2	2	4	2	6	0	0	0	1
11	Austin Rogers	g	0-0	0-0	0-0	0	0	0	0	2	0	1	0	2
12	Reginald Gee	g	0-1	0-1	0-0	0	0	0	0	0	0	0	0	1
20	Glenn Holloway	g	0-0	0-0	0-0	0	1	1	1	0	0	2	0	2
21	Davante Pope	g	1-2	0-1	0-0	0	1	1	1	2	1	0	0	12
25	Nike Tyson	g	0-1	0-0	1-2	0	0	0	0	1	0	0	0	3
31	Artis Cleveland	g	1-1	0-0	0-1	0	0	0	4	2	0	1	1	10
52	Steve Rogers	g	3-6	1-3	0-2	1	1	2	2	7	0	1	0	1
Team														1
Totals		22-50		5-16		13-25		11		14		25		200

FG % 1st Half: 7-25 28.0% 2nd half: 15-25 60.0% Game: 22-50 44.0%
3FG % 1st Half: 1-9 11.1% 2nd half: 4-7 57.1% Game: 5-16 31.3%
FT % 1st Half: 0-2 0.0% 2nd half: 13-23 56.5% Game: 13-25 52.0%

TCU 98 • 0-0

#	Player	Total		3-Ptr		Rebounds		PF	TP	A	TO	Bk	Stl	Min
		FG	FGA	FG	FGA	FT	FTA							
15	Miller, JD	f	7-9	1-3	2-3	2	2	4	3	17	2	1	0	19
32	Shepherd, Karviar	f	4-7	0-0	2-4	2	6	8	2	10	2	2	0	19
00	Fisher, Jaylen	g	4-7	2-3	3-3	0	0	1	1	18	3	0	0	27
01	Bane, Desmond	g	6-10	3-6	4-4	2	4	1	19	2	1	1	1	26
02	Trent, Malique	g	3-5	1-3	2-4	0	1	1	3	9	3	2	0	16
05	Parrish, Josh	g	0-4	0-1	0-0	2	1	0	0	1	0	0	0	9
10	Brodziansky, Vlad	g	4-5	0-0	0-0	3	6	3	6	8	0	1	0	14
11	Parrish, Brandon	g	4-5	2-3	0-0	1	3	4	3	10	2	0	0	24
20	Dry, Dalton	g	1-2	1-2	0-0	0	0	0	2	3	0	0	1	6
25	Robinson, Alex	g	3-7	0-1	1-2	0	1	1	1	7	8	4	1	29
23	Washburn, Chris	g	0-0	0-0	0-0	2	4	0	1	2	0	1	0	9
45	Sottile, Austin	g	1-1	0-0	0-0	0	0	0	0	2	0	0	0	2
Team														4
Totals		37-62		10-22		14-20		13		22		35		200

FG % 1st Half: 17-31 54.8% 2nd half: 20-31 64.5% Game: 37-62 59.7%
3FG % 1st Half: 3-10 30.0% 2nd half: 7-12 58.3% Game: 10-22 45.5%
FT % 1st Half: 10-15 66.7% 2nd half: 4-5 80.0% Game: 14-20 70.0%

Officials: Don Daily, Tony Padilla, Jeb Hartness
Technical fouls: Alabama State-None. TCU-None.
Attendance: 5644

Score by periods				1st	2nd	Total
Alabama State				15	47	62
TCU				47	51	98

GAME NO. 3

TCU 79, JACKSONVILLE STATE 60

NOV. 18, 2016 // SCHOLLMAYER ARENA

Jacksonville State 60 • 1-3

#	Player	Total		3-Ptr		Rebounds		PF	TP	A	TO	Bk	Stl	Min
		FG	FGA	FG	FGA	FT	FTA							
12	GIGA, Norbertas	f	4-9	1-3	2-4	0	8	8	4	11	3	6	0	35
01	CUNNINGHAM, Christian	f	2-5	0-0	1-2	0	2	3	3	5	1	1	1	25
01	TUCKER, Greg	g	1-7	0-4	0-0	0	1	1	4	2	3	2	0	31
15	DURHAM, Erik	g	3-6	3-6	2-2	4	4	8	1	11	3	1	0	33
21	DRUMWRIGHT, Malcol	g	7-12	3-6	2-2	0	1	1	0	19	3	1	0	30
03	GREEN, Derrick	g	1-1	1-1	1-2	0	1	1	3	4	0	1	0	17
04	EDWARDS, Tyrrik	g	0-1	0-0	0-0	0	0	0	0	0	0	0	0	2
10	JONES, Deshawn	g	0-0	0-0	0-0	0	0	0	0	0	0	1	1	10
11	CROSS, Jacara	g	1-5	0-0	1-2	1	0	1	2	3	0	0	0	10
33	STATAM, Andre	g	2-2	1-1	0-0	0	1	1	2	5	0	1	0	7
Team														3
Totals		21-48		9-21		9-14		7		19		26		200

FG % 1st Half: 11-27 40.7% 2nd half: 10-21 47.6% Game: 21-48 4

GAME NO. 7

TCU 86, WASHINGTON 71

NOV. 30, 2016 // SCHOLLAIER ARENA

Washington 71 • 4-3

#	Player	Total	FG	FGA	3-Ptr	FT	FTA	Rebounds	PF	TP	A	TO	Blk	Stl	Min
04	Thybulle, Matisse	f	2-4	2-2	0-0	1	0	1	5	6	2	1	0	2	18
15	Dime, Malik	f	2-5	0-0	1-1	3	0	3	4	4	0	1	1	0	21
15	Dickerson, Noah	f	3-5	0-0	1-4	4	7	11	5	7	1	4	0	1	29
01	Crisp, David	g	3-9	3-3	0-0	1	1	0	2	9	4	4	0	0	35
20	Fultz, Markelle	g	7-15	3-4	4-9	3	11	14	2	21	6	6	1	2	34
00	Bandi, Bitumba	g	0-0	0-0	0-0	0	0	0	0	0	0	0	0	0	1
22	Green, Dominic	g	4-8	2-2	1-2	0	0	2	11	0	2	1	1	0	24
23	Johnson, Carlos	g	6-13	0-1	1-2	6	2	8	2	13	0	2	1	0	22
24	Duruisseau, Devin	g	0-0	0-0	0-0	0	0	0	0	0	0	0	0	0	1
33	Timmins, Sam	g	0-0	0-0	0-0	0	6	6	1	0	1	3	1	0	12
41	Azew, Matthew	g	0-0	0-0	0-0	0	0	0	0	0	0	2	1	0	3
Team			1	1	2										
Totals		27-59	10-12	7-18	11-27	46	23	71	14	25	6	5	200		

FG % 1st Half: 11-25 44.0% 2nd half: 16-34 47.1% Game: 27-59 45.8%
3FG % 1st Half: 5-7 71.4% 2nd half: 5-5 100.0% Game: 10-12 83.3%
FT % 1st Half: 2-3 66.7% 2nd half: 5-15 33.3% Game: 7-18 38.9%

TCU 86 • 7-0

#	Player	Total	FG	FGA	3-Ptr	FT	FTA	Rebounds	PF	TP	A	TO	Blk	Stl	Min
15	Miller, JD	f	5-8	1-2	1-4	0	1	1	0	12	1	0	1	1	19
32	Shepherd, Karviar	f	0-1	0-0	0-0	0	0	0	4	0	2	0	0	0	7
00	Fisher, Jaylen	g	4-9	1-5	6-8	2	0	2	3	15	0	1	1	0	15
01	Bane, Desmond	g	1-1	0-1	5-6	0	2	3	8	1	2	0	1	0	25
34	Williams, Kenrich	g	3-7	1-3	3-4	3	7	10	1	10	6	2	0	3	32
02	Williams, Michael	g	0-2	0-0	0-0	0	1	0	0	0	0	0	0	0	4
03	Trent, Malique	g	3-4	0-0	0-0	1	1	2	3	6	1	0	0	1	11
05	Parrish, Josh	g	0-0	0-0	0-0	0	0	0	0	0	0	0	0	0	1
10	Brodziansky, Vlad	g	3-7	0-0	1-3	2	4	7	1	0	0	0	3	1	19
11	Parrish, Brandon	g	2-6	0-2	0-0	2	2	2	4	0	0	0	0	0	20
20	Dry, Dalton	g	0-0	0-0	0-0	0	0	0	0	0	0	0	0	0	1
25	Robinson, Alex	g	7-16	1-2	1-1	0	2	0	16	7	2	1	1	0	32
33	Washburn, Chris	g	3-5	0-0	2-2	2	1	3	1	8	2	0	0	0	13
45	Sottile, Austin	g	0-0	0-0	0-0	0	0	0	0	0	0	0	0	0	1
Team			31-67	5-17	19-28	14	19	33	19	86	19	9	6	12	200

FG % 1st Half: 12-35 34.3% 2nd half: 19-32 59.4% Game: 31-67 46.3%
3FG % 1st Half: 3-10 30.0% 2nd half: 2-7 28.6% Game: 5-17 29.4%
FT % 1st Half: 5-10 50.0% 2nd half: 14-18 77.8% Game: 19-28 67.9%

Officials: Paul Janssen, Antiope Petty, Chris Rastatter
Technical fouls: Washington-None. TCU-None.
Attendance: 596
#23 for Washington was assessed a flagrant 1 foul in the second half.

Score by periods	1st	2nd	Total
Washington	29	42	71
TCU	32	54	86

GAME NO. 8

TCU 77, ARKANSAS STATE 54

DEC. 3, 2016 // SCHOLLAIER ARENA

Arkansas State 54 • 2-2

#	Player	Total	FG	FGA	3-Ptr	FT	FTA	Rebounds	PF	TP	A	TO	Blk	Stl	Min
33	Nweke, Nelson	f	0-1	0-0	0-0	0	2	4	6	1	0	1	2	0	12
00	Thomas, Dontae	g	1-5	0-0	0-0	0	1	1	4	2	3	2	0	0	18
01	Lindsey, Rashad	g	1-7	0-3	0-0	0	4	4	3	2	2	1	0	0	34
03	Carter, Devin	g	7-15	5-11	3-5	1	1	2	3	22	1	1	0	0	38
05	Foster, C.J.	g	4-7	3-5	2-6	2	1	3	2	13	3	1	0	1	34
02	Boudie, Salif	g	1-1	0-0	0-2	1	1	2	3	2	0	2	0	0	9
12	Kern, Connor	g	0-1	0-1	0-0	0	2	2	1	0	1	0	0	0	9
23	Simms, Devin	g	3-13	0-2	3-5	1	3	4	1	9	3	4	1	2	32
25	Brace, Tamas	g	2-5	0-0	0-0	1	2	3	3	4	1	2	1	0	14
Team			6	1	2										
Totals		19-55	8-22	8-20	14	20	34	21	54	15	15	2	3	200	

FG % 1st Half: 10-25 40.0% 2nd half: 9-30 30.0% Game: 19-55 34.5%
3FG % 1st Half: 4-12 33.3% 2nd half: 4-10 40.0% Game: 8-22 36.4%
FT % 1st Half: 5-8 62.5% 2nd half: 3-12 25.0% Game: 8-20 40.0%

TCU 77 • 8-0

#	Player	Total	FG	FGA	3-Ptr	FT	FTA	Rebounds	PF	TP	A	TO	Blk	Stl	Min
15	Miller, JD	f	3-10	0-3	2-2	1	7	8	1	8	2	0	1	1	25
32	Shepherd, Karviar	f	1-2	0-0	0-0	0	1	1	3	2	1	0	1	0	10
00	Fisher, Jaylen	g	4-7	2-3	3-4	0	1	1	13	4	3	0	0	2	19
01	Bane, Desmond	g	1-5	0-3	2-4	1	0	1	1	4	1	0	0	0	27
34	Williams, Kenrich	g	5-9	2-4	3-4	6	7	13	3	15	0	0	0	0	32
02	Williams, Michael	g	2-2	2-2	2-2	0	0	0	0	8	2	0	0	0	9
03	Trent, Malique	g	0-2	0-1	0-0	0	1	0	1	0	0	2	0	0	7
10	Brodziansky, Vlad	g	7-7	0-0	4-5	0	6	6	1	18	1	1	5	2	27
11	Parrish, Brandon	g	1-2	1-2	0-0	0	2	2	1	3	1	0	0	0	15
25	Robinson, Alex	g	1-5	0-1	1-2	0	2	2	2	3	5	3	0	4	26
33	Washburn, Chris	g	0-2	0-0	1-4	3	0	3	2	3	0	0	0	0	3
Team			0	0	0										
Totals		25-53	7-19	20-27	11	27	38	17	77	17	10	9	8	200	

FG % 1st Half: 9-22 40.9% 2nd half: 16-31 51.6% Game: 25-53 47.2%
3FG % 1st Half: 3-9 33.3% 2nd half: 4-10 40.0% Game: 7-19 36.8%
FT % 1st Half: 9-14 64.3% 2nd half: 11-13 84.6% Game: 20-27 74.1%

Officials: Tom Eades, Bret Smith, Kerby Stitt
Technical fouls: Arkansas State-None. TCU-None.
Attendance: 6022

Score by periods	1st	2nd	Total
Arkansas State	29	25	54
TCU	30	47	77

GAME NO. 10

TCU 72, WOFFORD 63

DEC. 10, 2016 // SCHOLLAIER ARENA

Wofford 63 • 3-7

#	Player	Total	FG	FGA	3-Ptr	FT	FTA	Rebounds	PF	TP	A	TO	Blk	Stl	Min
33	Cameron Jackson	f	4-9	1-1	0-0	0	2	2	4	9	1	0	0	0	17
35	Ryan Sawvell	f	6-10	0-2	0-0	5	8	13	3	12	1	1	1	0	29
03	Fletcher Magee	g	5-14	2-8	6-6	0	6	6	3	18	0	2	0	1	33
05	Eric Garcia	g	3-7	2-4	0-0	0	0	0	4	8	6	2	0	0	30
09	Jaylen Allen	g	0-3	0-1	0-0	0	2	2	0	0	0	0	0	0	12
00	Dishon Lowery	g	1-1	0-0	0-0	2	0	2	2	0	0	0	0	0	5
01	Derrick Brooks	g	1-2	0-0	0-2	0	1	1	2	0	0	0	0	0	13
04	Donovan Theme-Love	g	2-4	0-1	0-0	0	0	1	4	1	1	0	0	0	11
10	Nathan Hoover	g	1-8	0-3	0-0	0	2	2	2	1	0	2	0	2	23
23	Justin Tucker	g	0-2	0-0	0-0	1	1	2	0	0	0	1	0	1	12
50	Matthew Pearam	g	3-3	0-0	0-0	0	2	2	4	6	0	2	0	1	15
Team			4	0	0										
Totals		26-63	5-20	6-8	12	21	33	28	63	11	12	2	4	200	

FG % 1st Half: 12-28 42.9% 2nd half: 14-35 40.0% Game: 26-63 41.3%
3FG % 1st Half: 2-11 18.2% 2nd half: 3-9 33.3% Game: 5-20 25.0%
FT % 1st Half: 0-0 0.0% 2nd half: 6-8 75.0% Game: 6-8 75.0%

TCU 72 • 9-1

#	Player	Total	FG	FGA	3-Ptr	FT	FTA	Rebounds	PF	TP	A	TO	Blk	Stl	Min
10	Brodziansky, Vlad	f	4-10	0-0	2-3	3	5	8	1	10	0	0	5	0	23
15	Miller, JD	f	4-7	1-3	3-4	1	3	4	0	12	2	1	1	2	23
00	Fisher, Jaylen	g	3-10	2-6	5-6	1	1	2	1	13	4	3	0	2	36
25	Robinson, Alex	g	1-6	1-2	1-2	1	1	2	4	5	3	0	1	0	34
34	Williams, Kenrich	g	2-4	0-0	7-12	4	9	13	1	11	4	0	1	0	29
01	Bane, Desmond	g	4-5	0-0	2-3	2	0	2	1	10	1	1	0	1	16
02	Trent, Malique	g	0-0	0-0	0-2	0	1	1	0	0	0	0	0	0	3
11	Parrish, Brandon	g	2-6	2-6	0-0	1	4	5	3	6	0	2	0	2	19
32	Shepherd, Karviar	g	1-1	0-0	3-4	0	2	1	5	0	2	0	0	0	11
45	Sottile, Austin	g	0-0	0-0	1-5	0	0	0	1	1	0	0	0	0	6
Team			0	0	0										
Totals		21-49	6-19	24-41	13	26	39	10	72	16	12	7	8	200	

FG % 1st Half: 10-25 40.0% 2nd half: 11-24 45.8% Game: 21-49 42.9%
3FG % 1st Half: 2-10 20.0% 2nd half: 4-9 44.4% Game: 6-19 31.6%
FT % 1st Half: 9-20 45.0% 2nd half: 15-21 71.4% Game: 24-41 58.5%

Officials: Mike Stuart, Tony Martinez, Chance Moore
Technical fouls: Wofford-None. TCU-None.
Attendance: 5922

Score by periods	1st	2nd	Total
Wofford	26	37	63
TCU	31	41	72

GAME NO. 13
NO. 3/3 KANSAS 86, TCU 80
DEC. 30, 2016 // SCHOLLMAIER ARENA

Kansas 86 • 12-1, 1-0

#	Player	Total		3-Ptr	Rebounds			PF	TP	A	TO	Blk	Stl	Min	
		FG	FGA	FG-FTA	Off	Def	Tot								
33	Lucas, Landen	c	7-9	0-0	1-3	7	10	17	4	15	1	1	0	30	
00	Mason III, Frank	g	6-13	1-4	9-10	1	3	4	2	22	7	1	0	35	
04	Graham, Devonte	g	3-14	1-7	4-4	0	2	2	1	11	6	1	0	36	
10	Mykhailiuk, Svi	g	4-7	3-5	1-2	1	2	3	2	12	3	3	1	37	
11	Jackson, Josh	g	2-8	0-0	0-0	1	1	2	5	4	3	1	0	12	
02	Vick, Lagerald	g	5-11	3-6	4-4	0	2	2	17	0	0	1	0	34	
15	Bragg Jr., Carlton		2-5	0-0	1-2	4	5	9	3	5	0	1	1	16	
	Team					0	0	0	1						
Totals			29-67	8-22	20-25	14	25	39	20	86	20	8	3	4	200
FG % 1st Half: 18-36 50.0%		2nd half: 11-31 35.5%		Game: 29-67 43.3%		Deadball		Rebounds		2					
3FG % 1st Half: 5-13 38.5%		2nd half: 3-9 33.3%		Game: 8-22 36.4%											
FT % 1st Half: 7-8 87.5%		2nd half: 13-17 76.5%		Game: 20-25 80.0%											

TCU 80 • 11-2, 0-1

#	Player	Total		3-Pr		Rebounds			PF	TP	A	TO	Blk	Stl	Min
		FG	FGA	FG-FTA	FT-FTA	Off	Def	Tot							
10	Brodziansky, Vlad	f	9-19	0-0	10-11	4	5	9	1	28	0	0	3	31	
15	Miller, JD	f	2-6	2-5	2-5	2	6	8	0	8	2	2	1	23	
00	Fisher, Jaylen	g	1-5	0-1	2-2	0	1	1	4	4	9	5	0	38	
29	Robinson, Alex	g	5-10	0-2	0-1	0	0	0	4	10	4	2	1	27	
34	Williams, Kenrich	g	3-9	2-5	3-4	3	8	11	3	11	2	2	0	39	
01	Bane, Desmond		2-4	0-1	0-0	2	2	4	4	4	0	1	1	9	
02	Williams, Michael		1-2	0-0	2-2	0	1	1	0	4	2	1	0	7	
11	Parrish, Brandon		3-5	3-4	0-0	0	1	1	2	9	0	0	0	17	
32	Shepherd, Karviar		1-1	0-0	0-0	0	1	1	2	2	0	0	0	5	
	Washburn, Chris		0-0	0-0	0-0	0	0	0	1	0	0	0	0	4	
	Team					1	2	3							
Totals			27-61	7-18	19-25	12	27	39	20	80	19	15	6	5	200
FG % 1st half: 14-29 48.3%		2nd half: 13-32 40.6%		Game: 27-61 44.3%		Deadball		Rebounds		2					
3FG % 1st half: 5-8 62.5%		2nd half: 2-10 20.0%		Game: 7-18 38.9%											
FT % 1st half: 11-13 84.6%		2nd half: 8-12 66.7%		Game: 19-25 76.0%											

Officials: Doug Simmons, Patrick Adams, Kipp Kissinger
Technical fouls: Kansas-Jackson, Josh; TEAM. TCU-None.
Attendance: 6579

Score by periods	1st	2nd	Total
Kansas	48	38	86
TCU	44	36	80

	In	Off	2nd	Fast	
Points	Paint	T/O	Chance	Break	Bench
KU	32	20	12	6	22
TCU	38	9	10	6	19

Last FG - KU 2nd-01:23, TCU 2nd-02:35.
Largest lead - KU by 9 2nd-04:09, TCU by 10 1st-12:57.
KU led for 26:57, TCU led for 11:30. Game was tied for 01:17.
Score tied - 3 times.
Lead changed - 1 time.

2016-17 TCU Men's Basketball
TCU Combined Team Statistics (as of Dec 30, 2016)
All games

RECORD:	OVERALL	HOME	AWAY	NEUTRAL
ALL GAMES	11-2	9-1	1-1	1-0
CONFERENCE	0-1	0-1	0-0	0-0
NON-CONFERENCE	11-1	9-0	1-1	1-0

#	Player	gp-gs	min	avg	Total		3-Point		F-Throw		Rebounds				pf	dq	a	to	blk	stl	pts	avg
					fg-fga	fg%	3fg-fga	3fg%	ft-fa	ft%	off	def	tot	avg								
10	Brodziansky, Vlad	13-4	256	19.7	53-92	.576	0-4	.000	47-61	.770	28	42	70	5.4	21	0	3	8	30	5	153	11.8
25	Robinson, Alex	13-5	374	28.8	52-118	.441	14-35	.400	21-40	.525	4	23	27	2.1	19	0	70	30	5	27	139	10.7
34	Williams, Kenrich	11-10	320	29.1	37-83	.446	14-34	.412	27-47	.574	43	68	111	10.1	23	1	23	6	9	12	115	10.5
00	Fisher, Jaylen	13-12	344	26.5	43-112	.384	16-50	.320	28-35	.800	7	15	22	1.7	31	0	61	37	3	16	130	10.0
01	Bane, Desmond	13-9	278	21.4	41-76	.539	12-31	.387	20-25	.800	13	26	39	3.0	27	0	12	9	2	7	114	8.8
15	Miller, JD	12-12	215	17.9	38-80	.475	9-31	.290	16-26	.615	13	35	48	4.0	15	0	13	14	8	9	101	8.4
11	Parrish, Brandon	13-1	263	20.2	32-67	.478	21-46	.457	5-7	.714	7	38	45	3.5	32	0	8	6	1	7	90	6.9
32	Shepherd, Karviar	13-9	187	14.4	26-49	.531	1-1	1.000	22-30	.733	19	27	46	3.5	24	0	11	15	3	7	75	5.8
03	Trent, Malique	12-3	148	12.3	15-42	.357	2-17	.118	14-21	.667	2	12	14	1.2	17	0	12	15	1	11	46	3.8
33	Washburn, Chris	12-0	90	7.5	11-20	.550	0-0	.000	16-26	.615	14	14	28	2.3	19	0	6	11	0	7	38	3.2
02	Williams, Michael	8-0	50	6.3	6-16	.375	5-12	.417	6-6	1.000	0	6	6	0.8	2	0	5	2	0	3	23	2.9
05	Parrish, Josh	6-0	42	7.0	3-7	.429	1-2	.500	1-2	.500	2	3	5	0.8	4	0	2	2	0	1	8	1.3
45	Sottile, Austin	6-0	13	2.2	2-2	1.000	0-0	.000	0-0	.000	0	1	1	0.2	0	0	2	0	0	0	4	0.7
20	Dry, Dalton	6-0	20	3.3	1-4	.250	1-3	.333	0-2	.000	0	2	2	0.3	2	0	2	1	0	1	3	0.5
Team											21	13	34				6					
Total.....		13	2600		360-768	.469	96-266	.361	223-328	.680	173	325	498	38.3	236	1	230	162	62	113	1039	79.9
Opponents.....		13	2600		299-723	.414	90-256	.352	157-241	.651	139	282	421	32.4	276	-	180	207	43	62	845	65.0

TEAM STATISTICS	TCU	OPP	Date	Opponent	Score	Att.
SCORING	1039	845	11/11/16	ST. THOMAS	w 82-64	6075
Points per game	79.9	65.0	11/14/16	ALABAMA STATE	w 98-62	5644
Scoring margin	+14.9	-	11/18/16	JACKSONVILLE STATE	w 79-60	5839
FIELD GOALS-ATT	360-768	299-723	11/21/16	ILLINOIS STATE	w 80-71	5938
Field goal pct	.469	.414	^ 11/25/16	at UNLV	w 63-59	9815
3 POINT FG-ATT	96-266	90-256	11/26/16	vs Washington	w 93-80	8810
3-point FG pct	.361	.352	11/30/16	WASHINGTON	w 86-71	5966
3-pt FG made per game	7.4	6.9	12/3/16	ARKANSAS STATE	w 77-54	6022
FREE THROWS-ATT	223-328	157-241	12/07/16	at SMU	L 59-74	6967
Free throw pct	.680	.651	12/10/16	WOFFORD	w 72-63	5822
F-Throws made per game	17.2	12.1	12/18/16	TEXAS SOUTHERN	w 96-59	6081
REBOUNDS	498	421	12/21/16	BRADLEY	w 74-42	6258
Rebounds per game	38.3	32.4	* 12/30/16	KANSAS	L 80-86	6579
Rebounding margin	+5.9	-				
ASSISTS	230	180	* - Conference game			
Assists per game	17.7	13.8				
TURNOVERS	162	207				
Turnovers per game	12.5	15.9				
Turnover margin	+3.5	-				
Assist/turnover ratio	1.4	0.9				
STEALS	113	62				
Steals per game	8.7	4.8				
BLOCKS	62	43				
Blocks per game	4.8	3.3				
ATTENDANCE	60224	25592				
Home games-Avg/Game	10-6022	2-8391				
Neutral site-Avg/Game	-	1-8810				

Score by Periods	1st	2nd	Totals
TCU	471	568	1039
Opponents	388	457	845

TCU TV/RADIO ROSTER



JAYLEN FISHER
Fr. | G | 6-2 | 195
Arlington, Tenn.



DESMOND BANE
Fr. | G | 6-5 | 215
Richmond, Ind.



MICHAEL WILLIAMS
Sr. | G | 6-2 | 190
San Antonio, Texas




MALIQUE TRENT
Jr. | G | 6-2 | 190
Portsmouth, Va.



GABE ADZICH
Fr. | G | 6-4 | 195
Cupertino, Calif.



JOSH PARRISH
Fr. | G | 6-5 | 220
Arlington, Texas



VLADIMIR BRODZIANSKY
Jr. | F | 6-11 | 220
Prievidza, Slovakia



BRANDON PARRISH
Sr. | G | 6-6 | 210
Arlington, Texas



KOUAT NOI
Fr. | F | 6-7 | 205
Newcastle, Australia



JD MILLER
So. | F | 6-8 | 235
Dallas, Texas



DALTON DRY
Jr. | G | 6-3 | 190
Fort Worth, Texas



ALEX ROBINSON
So. | G | 6-1 | 180
Fort Worth, Texas




KARVIAR SHEPHERD
Sr. | F | 6-11 | 230
Dallas, Texas



CHRIS WASHBURN
Sr. | F | 6-8 | 240
Grand Prairie, Texas



KENRICH WILLIAMS
Jr. | G | 6-7 | 210
Waco, Texas



AUSTIN SOTTILE
Jr. | F | 6-6 | 225
Saint Louis, Mo.



JAMIE DIXON
Head Coach



DAVID PATRICK
Assistant Head Coach



RYAN MILLER
Assistant Coach



COREY BAREKER
Assistant Coach